

# Columbia Area Transportation Study Organization

## TRANSPORTATION IMPROVEMENT PROGRAM FY 2022-2025

APPROVED BY THE CATSO COORDINATING  
COMMITTEE ON AUGUST 26, 2021

CATSO  
City of Columbia - Community Development Department  
PO Box 6015  
Columbia, MO 65205-6015  
Tel.: 573-874-7243

*Disclaimer: The opinions, findings and conclusions expressed in this publication are those of the authors and not necessarily those of the Missouri Highways and Transportation Commission, the Federal Highway Administration, or the Federal Transit Administration.*

# INTRODUCTION

## PURPOSE

The Transportation Improvement Program (TIP) is a program and schedule of intended transportation improvements (or a continuation of current activities) covering a four (4) year period, including projects utilizing funding from the Federal Highway Administration (FHWA) and the Federal Transit Administration (FTA). The Columbia Area Transportation Study Organization (CATSO), the designated Metropolitan Planning Organization (MPO) for the Columbia metropolitan area, develops the TIP in cooperation with the Missouri Department of Transportation (MoDOT) and affected transit operators.

The TIP shall cover a period of no less than four years, be updated at least every four years, and be approved by the MPO and the Governor of Missouri. CATSO's policy is to update it every year unless circumstances require a less frequent schedule. It is then incorporated into Missouri's respective Statewide Transportation Improvement Program (STIP) by reference. It shall contain a priority list of projects to be carried out within each 4-year period or at least be grouped by year. Also, it shall provide a constrained financial plan that is capable of being implemented. The incorporation of the TIP into the STIP by reference occurs through a MoDOT STIP amendment modification that is reviewed and approved by FHWA and FTA (ONE DOT).

The TIP should also be considered the implementation tool of the Long Range Transportation Plan (LRTP): *CATSO 2050 Long-Range Transportation Plan (LRTP)*. The LRTP was adopted by the CATSO Coordinating Committee on December 5, 2019.

The FY 2022-2025 TIP translates the policies, strategies, and directions of the LRTP into specific projects and related investments during the short-term four year TIP time horizon.

The CATSO planning process is done in accordance with the federal 3-C process of continuing, cooperative, and comprehensive planning.

Included in the FY 2022-2025 document is the planned Program of Projects (POP) for Go COMO (formerly Columbia Transit), the transit provider for the Columbia metropolitan planning area (MPA). The public notification for the public hearing to be held for consideration and potential approval of the TIP includes a reference to the POP. The public notice is part of the CATSO process established for public review of the TIP, and also meets the public involvement requirements for the POP.

## REGIONAL TRANSPORTATION PRIORITIES

The priorities and challenges for the Columbia MPA continue recent trends. A need to provide a variety of transportation options for area residents is an ongoing issue. The increased public demand for facilitation of non-motorized transportation options has continued and has been addressed with the federal funding through the Non-Motorized Pilot Project, locally called GetAbout Columbia. **Program funding for the NMPP has now been completed, and numerous pedestrian and bicycle transportation facility projects have been implemented in**

**the MPA.** Continuing to maintain, improve, and expand as necessary the regional roadway network to serve both motorized and non-motorized travel is a financial and management challenge.

Listed below are the goals from the current CATSO 2050 Long-range Transportation Plan (LRTP). The projects listed in this TIP address the implementation of these goals, with a priority focus on Goals 1, 2, 3, 4, and 7.

*Goal 1: The Columbia MPA will have a first class street, highway and non-motorized network that meets the short and long-term needs of the MPA*

*Goal 2: The MPA transportation system will integrate and connect all travel modes*

*Goal 3: The public transportation system will be a viable transportation option throughout the MPA*

*Goal 4: Long-range land use and transportation planning will be coordinated on a regional and local basis*

*Goal 5: Encourage compact and infill development and redevelopment in under-invested areas*

*Goal 6: Integrate land use planning with infrastructure development*

*Goal 7: Provide safe and secure facilities and transportation infrastructure for residents, visitors and commerce in the Columbia MPA*

## **PROJECT SELECTION**

Projects to be funded/implemented shall be selected by the Missouri Department of Transportation (MoDOT), Boone County, the City of Columbia (including GoCOMO, the transit operator), and private transportation providers in cooperation with the MPO.

Programs covered via the Coordinated Public Transit Human Services Transportation Plan, for which CATSO does not have a direct role in project selection, have been included. Project selection and priority criteria are applied by each of the individual public jurisdictions within the MPA; MoDOT, Boone County, and the City of Columbia. Project selection is done by staff recommendations, the Missouri Highways and Transportation Commission, Boone County Commission, and the Columbia City Council.

The City of Columbia's public involvement process for transportation capital improvement projects is extensive, and is described at the link below.

<https://www.como.gov/publicworks/public/>

## **TIP DEVELOPMENT PROCEDURES**

The Columbia MPO has adopted a procedure which produces an updated and approved TIP at least every other year. The procedure is initiated cyclically through continual review of the transportation system's operational character. Each improvement type found in this program has

a project selection procedure in which projects are ranked according to some criteria by the agency having jurisdiction over the project area.

The prioritization of recommended transportation improvement modifications begins at the basic level of management. The local units of government responsible for the provision and maintenance of transportation facilities and the local transit operators determine their own individual priorities without major influence from outside agencies. CATSO considers those projects listed in the first year of the TIP to be first priority, and those in the following years to be second, third, and fourth priority, respectively.

In the public transportation component of this document, respective transit providers are listed, with subsequent programming areas and priorities reflected. This TIP, and subsequent amendments, as approved by the Coordinating Committee of the Columbia MPO and the Governor of the State of Missouri, constitutes the selection document for project implementation. The first year of projects listed in the TIP represent the agreed to list of projects eligible for implementation.

## **TIP FORMAT**

This TIP is broken into seven categories by project (improvement) type and jurisdiction: MoDOT Roadway Projects; MoDOT Scoping; Boone County; City of Columbia Streets; City of Columbia Sidewalks;); Rail-Highway; and Transit. Financial summaries demonstrating fiscal constraint are in the financial summary section.

The TIP project listing consists of a series of datasheets describing specific improvement types and providing the following project information:

- a. Name, location, and description of the proposed improvement.
- b. A schedule of expenditures in current dollars by fiscal year, including the funding source.
- c. Monitoring Progress in Implementing the Transportation Plan (23 CFR 450.324(n) (2)).  
(Project status report)

In addition, a self-certification document signed by CATSO and MoDOT signifying that federal transportation planning process requirements are being met in the Columbia MPA is required. (23 CFR 450.334) This may be included internally in the TIP or processed separately. This document has been included in the Appendices.

The source documents for items within the TIP include, but are not limited to, the short-range element of the CATSO 2050 LRTP (adopted in December, 2019), the draft Capital Improvement Program (CIP) for the City of Columbia (FY 2022), and the current MoDOT FY 2022-2026 STIP.

## **AIR QUALITY DESIGNATION**

At the present time, the United States Environmental Protection Agency has designated Columbia as being in attainment for Ozone, Carbon Monoxide (CO), Nitrogen Dioxide (NO<sub>2</sub>), Small Particulate Matter (PM-2.5), Lead, and Sulfur Dioxide.

## **TIP MODIFICATIONS**

Modifications to the TIP are classified into two categories, defined as follows:

### **1. Administrative Modifications:**

Such a modification is defined as a minor revision to the TIP, including minor changes to project costs, funding sources of previously programmed projects, and project initiation years. Such modifications do not require public review or comment; however, if the revision includes a cost increase, demonstration of fiscal constraint to ensure the LPA project sponsor has the financial capacity to deliver the project is required. Errors, project changes, or omissions in the final, approved TIP will be addressed administratively (without the need for Coordinating Committee approval or public comment) if the following conditions apply:

- a. The project budget change does not exceed 15 percent of the amount programmed (up to \$2,000,000).
- b. The project is already listed in the current year and does not require a move from an out-year of the TIP forward to the current year.
- c. A material change to the project is not required (in terms of scope).

The following procedure is used for processing an administrative modification for the TIP:

- a. The agency requesting administrative modification will notify the CATSO staff of the proposed modification.
- b. The CATSO staff will notify/consult with MoDOT, FHWA, and FTA representatives that the proposed modification is forthcoming.
- c. Once ensured fiscal constraint has been confirmed, the CATSO staff will make the appropriate TIP document revisions to reflect the requested modification.
- d. The revised section(s) of the TIP will be forwarded to MoDOT, FHWA, and FTA for their review and files.
- e. The revised section(s) of the TIP will be forwarded to the CATSO Coordinating Committee for information purposes.

### **2. Amendments**

Formal amendments involve major changes to the TIP, including the addition or deletion of a project, a major change in project scope, which includes a major cost change (+/-15 percent or +/- \$2,000,000), or a change in project schedule that moves the project to a different year.

The following procedure is used for processing an amendment modification for the TIP:

- a. The agency requesting amendment will notify the CATSO staff of the proposed amendment.
- b. Once ensured fiscal constraint has been confirmed, the CATSO staff will make the appropriate TIP document amendment to reflect the requested modification.
- c. The MPO will publish a public notice allowing a 15 day comment period on the proposed amendment, as well as utilizing the MPO public notification website.
- d. Comments will be directed to the CATSO staff. Comments and responses will be documented by means of an addendum to the TIP Appendices.
- e. The proposed amendment is then placed on the agenda for the next meeting of the Coordinating Committee for discussion and modification. If timing allows, the Technical Committee will review and make recommendation to the Coordinating Committee. A majority of the quorum in attendance is required to approve said amendment.
- f. If the proposed amendment is approved by the Coordinating Committee, the approved amendment action is forwarded to MoDOT with a request that the STIP be amended to reflect the TIP amendment modification. MoDOT will then forward the STIP amendment request to the Governor for approval, and then to the FHWA Missouri Division and FTA Region VII (ONE DOT) for their approval.
- g. MoDOT and CATSO's receipt of ONE DOT's approval and its formal documentation of the STIP amendment for the TIP modification must occur prior to letting of the project.

## **PUBLIC PARTICIPATION PLAN**

The CATSO Coordinating Committee adopted a revised Public Participation Plan on December 4, 2014 that is available at the following link under the Programs and Plans section:

<https://www.como.gov/community-development/wp-content/uploads/sites/14/2015/09/CATSO-Public-Participation-Plan-2014.pdf>

This document sets forth the public participation procedures for the MPO in general, including the procedure for the annual TIP, including language as follows:

### **Transportation Improvement Program**

**Procedure and Schedule for Preparation of the TIP.** The TIP is reviewed annually between May and August. CATSO staff begins the process by soliciting transportation providers in writing for projects and programs and their anticipated funding amounts to include in each year's TIP. CATSO staff then reviews the requests in consultation with all local jurisdictions and public agencies and prepares a draft TIP. Upon completion of this review, the draft TIP is posted for general public comment for a minimum period of thirty (30) calendar days. During this period, the TIP is circulated to members of the Technical Committee, who review the document and provide a recommendation to the Coordinating Committee. The Coordinating Committee then convenes a public hearing. Upon conclusion of the hearing, the Coordinating Committee may a) Approve the TIP as presented; 2) Approve the TIP with documented modifications; or 3) Table the TIP to a date certain for further consideration. After its approval, the TIP is transmitted to the MoDOT Central Office to secure approval from the Governor of the State of Missouri and FHWA-FTA.

**Inter-Agency Consultation.** As required by MAP-21/FAST Act, CATSO will consult with local jurisdictions and public agencies during the development of the TIP. A copy of the draft TIP will be provided to appropriate agency staff and a period of 30 days will be allowed for their review and comment. CATSO responses to each agency's comments will be provided to the Technical and Coordinating Committees.

**Annual Listing of Obligated Federally Funded Projects.** This is a listing of federally funded projects for which funding was obligated in the previous year. An Annual Listing of Obligated Projects is not incorporated in this document. CATSO staff will develop and publish this listing within 90 days following the close of the CATSO fiscal year. The listing will be made available in accordance with CATSO's public participation plan for the TIP.

The listing will include the identification for each project, the amount of Federal funds requested in the TIP, the Federal funding that was obligated during the preceding fiscal year, and the Federal funding remaining and available for subsequent years.

**Public Participation Process.** To develop a more effective TIP, the MPO will have an open public involvement process that provides for the continuing and early involvement of the public in the development and amendment of the TIP.

1. The MPO will provide annual notice by June 1st of the calendar year to agencies that have previously submitted projects to the MPO, or other entities that have requested information. The notice shall include information concerning the transportation issues and processes used in developing a TIP submittal. This notice will provide the information required to propose projects for inclusion in the TIP and the timetable to be followed. MPO staff will be available to give these agencies and groups any assistance they might require in developing projects for submittal for the TIP.

2. Agencies submitting projects for inclusion in the TIP will include written documentation of the public involvement procedures used by that agency in selecting projects to include in the TIP and/or for federal funding, e.g., projects for which FTA Section 5307 funding is sought. If written or oral comments that question the need, scope or scheduling of TIP projects or that propose alternative projects are received during the TIP preparation process, the submitting agency will submit a summary, analysis and report on the disposition of the comments which will be made a part of the approved TIP.

The regulation concerning public participation reads as follows:

**§ 450.316 Interested parties, participation, and consultation.**

(a) The MPO shall develop and use a documented participation plan that defines a process for providing citizens, affected public agencies, representatives of public transportation employees, freight shippers, providers of freight transportation services, private providers of transportation, representatives of users of public transportation, representatives of users of pedestrian walkways and bicycle transportation facilities,

representatives of the disabled, and other interested parties with reasonable opportunities to be involved in the metropolitan transportation planning process.

CATSO will solicit public comments on the proposed FY 2022-2025 Transportation Improvement Program. The draft TIP was made available for public viewing and comment for 30 days via newspaper advertisement in the Columbia Daily Tribune and document posting on CATSO's website page at:

[https://www.como.gov/boards/columbia-area-transportation-study-organization/#elementor-toc\\_\\_heading-anchor-8](https://www.como.gov/boards/columbia-area-transportation-study-organization/#elementor-toc__heading-anchor-8)

All public comments will be considered in finalizing the FY 2022-2025 project programming. The final document and amendments will be maintained and available for public access on the web, as well as the related documents referenced herein.

## **FEDERAL PERFORMANCE MEASURES**

In the passage of the Moving Ahead for Progress in the 21st Century Act (MAP-21), and continuing into the FAST Act, Congress established Transportation Performance Management (TPM). FHWA defines TPM as a strategic approach that uses system information to make investment and policy decisions to achieve national performance goals.

Another new requirement is Performance Based Planning and Programming (PBPP) which impacts the TIP and the MTP. PBPP refers to the application of performance management principles within the planning and programming processes of transportation agencies to achieve desired performance outcomes for the multimodal transportation system.

As of February, 2021 CATSO has adopted performance measures in all five required areas: Safety, Transit Asset Management, Pavement & Bridge, Systems Performance, and Transit Safety.

## **Safety Performance Measures**

At their February 25, 2021 meeting, the Columbia Area Transportation Study Organization's Coordinating Committee unanimously voted to adopt the 2020 statewide safety targets.

There are three projects specifically programmed and budgeted using safety funding in the MoDOT Roadway and Construction section of this TIP, totaling \$192,000 for program years FY 2022-2025. There is also one project in the MoDOT Scoping section that uses safety funding for engineering work, with a total of \$4,300,000 budgeted over fiscal years 2022 and 2023. All of these projects are sponsored and will be administered by the Central District of MoDOT.



Included are on-call work zone enforcement to improve the safety of MoDOT workers as well as roadway users and engineering work on improvements to the Interstate 70-US Highway 63 interchange.

The City of Columbia also has a number of projects programmed which are intended to increase safety. Four sidewalk projects are listed in the TIP document which are in the implementation stages. One of these is a crosswalk project at 4<sup>th</sup> & Broadway which will add a median island, a flashing beacon, and curb extensions to facilitate safer non-motorized crossings at this location.

These projects will contribute to moving towards the statewide targets.

## **Bridge & Pavement Performance Measures**

At their February 25, 2021 meeting, the Coordinating Committee approved the adoption of the 2020 statewide Bridge and Pavement Performance targets.

The draft FY 2022-2025 TIP includes an increased number of projects focused on maintaining good or better conditions in the existing system. All but a minimal number of the projects listed in the MoDOT Construction section are those to implement improved conditions and upgraded maintenance in the system.

Of the twenty-three projects listed in the MoDOT Construction section, twenty-one are funded from the “Taking Care of the System” MoDOT funding category. Most are described as being pavement improvements or bridge improvements. Total funding for these twenty-one projects is \$111,404,700.

These projects will contribute to moving towards the statewide targets.

## **System Performance Measures**

At their February 25, 2021 meeting, the Coordinating Committee approved the adoption of the MoDOT 4-year target for System Performance Measures.

There is one major project currently listed in the draft FY 2022-2025 TIP that addresses Interstate Travel Time Reliability or Freight Reliability as the project’s focus. That project is 2020-14, in the MoDOT Scoping section. This project is for engineering for safety improvements at the Interstate 70/US Highway 63 Connector interchange and is funded at \$4,300,000.

These projects will contribute to moving towards the statewide targets

## **TRANSIT – TRANSIT ASSET MANAGEMENT (TAM)**

At their February 25, 2021 meeting, the CATSO Coordinating Committee voted to adopt the Go COMO TAM Plan transit asset management targets.

Go COMO has its list of fiscally constrained projects and Program of Projects in this document.

These projects will contribute to moving towards the statewide targets.

## **TRANSIT – TRANSIT SAFETY TARGETS**

At their February 25, 2021 meeting, the Coordinating Committee voted to adopt the GoCOMO transit safety targets.

Go COMO has its list of fiscally constrained projects and Program of Projects in this document.

These projects will contribute to moving towards the GoCOMO targets.

**MONITORING PROGRESS IN IMPLEMENTING THE TRANSPORTATION PLAN**  
(23 CFR 450.324(l) (2)).

**STATUS OF FY 2020-2023 TIP PROJECTS**

*Project*

*Status*

<b>MoDOT Construction</b>	
2019-1: Interstate 70 bridge improvements (5I3366)	Awarded May 2021
2018-13: (5S3253) Outer Roadway I-70 Bridge improvements	Awarded May 2021
2019-2: (5S3318) MO 740 Pavement improvements	In Progress
2019-3: (5P3313) Various Work Zone Enforcement	Completed
2019-4: (5B0800T) Various Safe & Sound bridges	Payback Ongoing
2019-5: (5S3360) Payment for Route K/Sinclair/Old Plank roundabout	In Progress
2019-7: (5S3319) Various Locations – Pavement Improvement	In Progress
2018-24 (5S3304/2100525 – Payment for I-70 Dr/Keene roundabout	Complete
2018-13: (5S3253) Outer Roadway I-70 Bridge Improvement	Awarded May 2021
2018-6: (5P3235) US 63 Pavement Improvements	Complete
2018-8: (5S3249) Route HH Bridge Improvements	Complete
2018-9: (0P3021F) Various Routes – Safety Projects	Split to 5S3317 & 5S3384
2018-10: (0S3021F) Various Routes – ADA Transition Plan	Split to 5S3369
2018-11: (5P3274) Various Routes – Guardrail or Guard Cable	Ongoing
2018-12: (5P3224) Various Routes – Work Zone Enforcement	Complete
2020-1: (5P3406) Various Work Enforcement	Awarded June 2021
2020-2: (0I3007I) Interstate 70 Pavement Repair	Split to 5I3423
2020-3: (5I3423) Interstate 70 Pavement Repair	In Progress
2020-4: (5P3409) US 63 Pavement Improvements	Letting September 2021
2020-5: (5S3369) Various Routes – ADA Transition Plan improvements	Letting February 2022
2020-6: (0I3006I) Interstate 70 Job Order Contracting for Pavement	Split to 5I2423
2020-7: (5P3407) Various Routes – On call work zone enforcement	2022 Work Zone Enforcement
2020-8: (5P3406) Various Routes – On call work zone enforcement	2021 Work Zone Enforcement
2020-9: (0I3006Z) Interstate 70 Concrete Pavement Repair	In Progress
2020-10: (5P3195) US 63 Various Location – Safety Improvements	In Progress
2020-11: (5I3413) Interstate 70 Bridge Improvements	Letting December 2021
2020-12: (5I3408) Interstate 70 Various Locations	In Progress
2020-13: (5P3405) Various Routes – Guardrail or Guard Cable	Award June 2021
2020-20: (5P3427) Various Locations – Fiber interconnect	In Progress
2020-21: (0X3122F) Various Locations – Curve Safety Improvements	Reviewing
2020-26: (5S3434) Pedestrian Facilities Upgrade	Reviewing

**Project****Status**

<b>MoDOT Scoping</b>	
2016-10: (5I3107) I-70 W Ramp to BL 70 W Bridge Improvements	Ongoing
2010-20: (5S0636) MO 740 Corridor Extension	Ongoing
2020-14: (5S3411) US 63 Connector Intersection Safety Improvements	Ongoing
2020-15: (5S3421) Various Traffic S	Ongoing
2020-16: (5S3412) MO 163 Bridge Improvement	Letting January 2023
2020-17: (5S3410) Sorrels I-70 Overpass	Letting December 2021
2015-9: (5S3081) Scoping for slide repairs	Ongoing
2020-18: (5P3402) Surveying for excess right-of-way	Ongoing
2019-14: (5S3335) Route TT ADA Transition Plan improvements	Ongoing
2020-25: (5P3433) Route 63/AC Interchange	Moved to Construction

<b>Boone County</b>	
No projects listed	

<b>City of Columbia- Streets</b>	
2017-17: Ballenger (Route PP) Improvement Project	Complete
2017-18: Discovery Parkway Extension – Gans to New Haven	Construction
2017-19: Nifong Widening/Improvement Project	Complete
2018-16: Forum & Green Meadows Intersection Improvement	Complete
2018-17: Sinclair-Old Mill Creek-Nifong Intersection Improvement	Complete
2019-15: Sinclair-Route K Intersection Improvement	Construction
2019-16: Keene Street & I-70 Drive SE Intersection Improvement	Complete

**Project****Status**

<b>City of Columbia - Sidewalks</b>	
2019-18: Sinclair Road Sidewalk	Complete
2019-21: Leslie Lane Sidewalk	Construction
2020-19: McKee Street Sidewalk	Complete
2019-19: Lynn Street/Oak Street Sidewalk	Complete

<b>Transit - COMO Connect</b>	
2015-18: Maintenance of existing operations & facilities	Ongoing
2018-20: Low Emission No Emission Grant	Rollover
2018-21: Bus Replacement FY 13 Sec. 5339	Rollover
2018-22: Bus & Van Replacement FY 2014-17 Sec. 5339	Rollover
2010-17 Bus Priority System, Traffic Signal Control	Rollover
<b>Transit - OATS, Inc.</b>	
2017-23: Purchase of two lift-equipped vehicles	Grant received, rollover
2017-26: Elderly & Disable & Beyond ADA	Received \$78,000 in funds, rollover
2018-23: Bus and Bus Facilities	Received two vehicles, rollover
2015-22: Funding for general public transportation	Received \$57,000 in funding, rollover
<b>Transit – Alternative Community Training, Inc.</b>	
2017-22: Purchase of four lift-equipped mini-vans	Grant received for one (1), rollover

<b>GetAbout Columbia – Non-Motorized Pilot Program</b>	
2013-23: Shepard to Rollins Trail connection	Complete

# **FINANCIAL SUMMARY**

## **PROJECT LISTINGS**

TIP project listings were provided by the individual agencies from each of CATSO's member jurisdictions: MoDOT, Boone County, and the City of Columbia. Specific financial information on MoDOT projects was provided by the MoDOT Central District Office. For Boone County projects, data was provided by Boone County Public Works and the Auditor's Office. For the City of Columbia, the following departments contributed project financial information: Finance, Public Works (including COMO Connect), GetAbout Columbia, and the Community Development Department.

## **FORECASTED REVENUE ESTIMATES**

Revenue forecasts for future funding for the TIP were derived from consultation with specific CATSO member departments such as Boone County Auditor's Office and Public Works Department, City of Columbia Finance Department and Public Works Department, and MoDOT Transportation Planning. These projections are reflected in the Financial Summary section for each project.

### **Federal Revenue**

The Federal Highway Administration (FHWA) and Federal Transit Administration (FTA) publish notices in the Federal Register that estimates the federal fiscal year allocations by program year for each urbanized area. These estimates are used as the anticipated federal funding amount. Assumptions for federal funding availability are based on MoDOT projections for the state system. For Boone County, federal funding for projects is intermittent and no assumptions are made for federal funding availability in the future. For other City of Columbia project categories using federal funds such as Transportation Alternatives (TAP) and Traffic Engineering Assistance Program (TEAP), no specific future funding projections are made given the lack of a specific allocation, as well as the competitive nature of this funding source.

MoDOT combines FHWA and FTA funding estimates with state transportation revenue projections to estimate funding for transportation and includes them in the Statewide Transportation Improvement Program (STIP). CATSO uses these projections to determine fiscal constraint relative to the projects programmed in the TIP.

CATSO is responsible for programming projects within the federal revenue categories of Off-System Bridge (BRO) and Non-Motorized Pilot Program (GetAbout Columbia). Please note that all fiscal years included in the revenue tables refer to the federal fiscal year, which runs from October 1 to September 30 annually.

<b>Table 1 – Anticipated Federal Funding FY 2022 through 2025</b>	<b>FY 2022</b>	<b>FY 2023</b>	<b>FY 2024</b>	<b>FY 2025</b>	<b>Total</b>
<b><i>FHWA Revenues</i></b>					
<b>BRO – Boone County</b>	\$0	\$0	\$0	\$0	\$0
<b>Rail-Highway</b>	\$200,000	\$0	\$0	\$0	\$200,000
<b>Non-Motorized Project</b>	\$0	\$0	\$0	\$0	\$0
<b>Transportation Alternatives</b>	\$0	\$0	\$0	\$0	\$0
<b>MoDOT STBG</b>	\$80,000	\$40,000	\$800	\$0	\$120,800
<b>MoDOT Safety</b>	\$1,170,000	\$2,758,000	\$58,000	\$0	\$3,986,000
<b>MoDOT NHFP (Freight)</b>	\$766,000	\$0	\$0	\$0	\$766,000
<b>MoDOT NHPP</b>	\$15,396,400	\$15,429,300	\$34,578,200	\$227,200	\$65,631,100
<b><i>FHWA Sub-Total</i></b>	<b>\$17,612,400</b>	<b>\$18,227,300</b>	<b>\$34,637,000</b>	<b>\$227,200</b>	<b>\$70,703,900</b>
<b><i>FTA Revenues</i></b>					
<b>FTA Section 5307 Operating</b>	\$2,600,000	\$2,600,000	\$2,600,000	\$2,600,000	\$10,400,000
<b>FTA Section 5339 Capital</b>	\$2,870,484	\$1,420,599	\$136,000	\$0	\$4,427,083
<b>FTA Section 5310 Capital</b>	\$135,000	\$140,000	\$140,000	\$140,000	\$555,000
<b>FTA Section 5310 Operating</b>	\$28,800	\$28,800	\$28,800	\$28,800	\$115,200
<b>FTA Section 5311 Operating</b>	\$60,000	\$60,000	\$60,000	\$60,000	\$240,000
<b>FTA Section 5307 Capital</b>	\$2,481,314	\$0	\$0	\$0	\$2,481,314
<b><i>FTA Sub-Total</i></b>	<b>\$8,175,598</b>	<b>\$4,249,399</b>	<b>\$2,964,800</b>	<b>\$2,828,800</b>	<b>\$18,218,597</b>
<b><i>Federal Totals</i></b>	<b>\$25,787,998</b>	<b>\$22,476,699</b>	<b>\$37,601,800</b>	<b>\$3,056,000</b>	<b>\$88,922,497</b>

## State Revenue

MoDOT's principal sources of state revenue for road maintenance are motor vehicle fuel taxes, licenses and fees and 71 percent of motor vehicle sales tax collected statewide. It is expected that these sources of revenue will continue, though potentially at a lesser level of funding, and MoDOT's maintenance obligations in the CATSO MPA will be funded.

## Local Revenue

The majority of local funding for transportation projects in the Columbia MPA is derived from sales taxes.

Boone County receives revenue from several sources, including a dedicated one-half cent sales tax. This sales tax revenue is used, in part, to replace a portion of dedicated property tax revenue: the dedicated property tax levy was reduced, but not eliminated, in conjunction with voter approval of the sales tax. In addition, a portion of the sales tax revenue is distributed to entities within the county (cities and special road district). The net amount retained by Boone County is used to pay for maintenance and improvement of the County's roadway infrastructure. In 2017, this sales tax was renewed by voters and is authorized through September 2028. In addition to the one-half cent sales tax, Boone County receives revenue from a dedicated property

tax levy (reduced, as described above), revenues from the state-wide fuel tax, revenues from motor vehicle licensing fees, and a portion of the state's sales taxes derived from the sale of motor vehicles. Some, but not all, of Boone County's infrastructure assets are located within the CATSO area; accordingly, revenue amounts shown in the table below have been pro-rated. Amounts shown in the table below have also been reduced by the amounts distributed to other entities. Boone County also receives federal funding for bridge projects; this funding is received on an intermittent basis and there is no funding currently shown in Table 1.

The City of Columbia has a dedicated ½ cent transportation sales tax. This tax is utilized for airport operations, transit system operations, street and sidewalk maintenance, and system improvement projects. This is a permanent sales tax. In addition, the City has a ¼ cent capital improvement sales tax, which is used in part for street and sidewalk construction projects. This tax was renewed by voters in August 2015. Other revenues for transportation projects come from development charges, user fees, special assessments, and the sale of general obligation bonds. Transportation development districts (TDDs) are another source of revenue for transportation projects; although not included in this discussion given they are not administered by the political jurisdictions within the CATSO MPA. Total revenues received from City sales tax sources over the four-year TIP period are estimated at \$76,383,197.

The City also receives revenue from Boone County as part of a County rebate program, City public improvement/development fees, and funds through MoDOT from revenue derived from motor vehicle tax, gasoline tax, sales and use tax, and licenses and fees. Total revenues received from these specific sources over the four-year TIP period are estimated at \$30,886,832.

Revenue estimates in Table 3A were provided by the Boone County Auditor's office. The revenue estimates in Table 3B were provided by the City of Columbia Finance Department. Tables 3A and 3B provide a summary of local tax revenue sources. For the Boone County ½ cent sales tax and dedicated property tax, an annual inflation factor of 1.5 percent was generally employed. An annual reduction factor of 1 percent was applied for the City of Columbia ½ cent transportation sales tax and ¼ cent capital improvement sales tax revenue projections. Other revenue sources are projected to be flat across the FY 2022-2025 TIP scope period.



**Table 2A - Boone County Projected Local Revenues 2022 through 2025**

<b>Anticipated Local Revenue</b>	<b>2022</b>	<b>2023</b>	<b>2024</b>	<b>2025</b>	<b>Total</b>
Boone County ½ cent sales tax	\$4,072,063	\$4,133,144	\$4,195,141	\$4,258,069	\$16,658,417
Boone County dedicated property tax	\$448,258	\$457,224	\$466,368	\$475,695	\$1,847,545
Boone County gas tax	\$383,040	\$383,040	\$383,040	\$383,040	\$1,532,160
Boone County motor vehicle fees & sales tax	\$143,640	\$143,640	\$143,640	\$143,640	\$574,560
<b>TOTALS</b>	<b>\$5,047,002</b>	<b>\$5,117,048</b>	<b>\$5,188,189</b>	<b>\$5,260,444</b>	<b>\$20,612,683</b>

**Table 2B – City of Columbia Projected Local Revenues 2022 through 2025**

<b>Anticipated Local Revenue</b>	<b>2022</b>	<b>2023</b>	<b>2024</b>	<b>2025</b>	<b>Total</b>
City of Columbia ½ cent sales tax	\$12,215,523	\$12,330,540	\$12,442,212	\$12,555,436	\$49,543,711
City of Columbia 1/4 cent sales tax	\$6,107,181	\$6,164,684	\$6,220,515	\$6,277,122	\$24,769,502
City of Columbia Boone County Rebate tax	\$2,300,000	\$2,300,000	\$2,300,000	\$2,300,000	\$9,200,000
Public Imp. Fund (4.1% of 1% General sales tax	\$510,382	\$515,188	\$519,853	\$524,561	\$2,069,984
Gasoline Tax (City)	\$2,794,221	\$2,794,221	\$2,794,221	\$2,794,221	\$11,176,884
Motor Vehicle Tax (City)	\$1,104,481	\$1,104,481	\$1,104,481	\$1,104,481	\$4,417,924
Public Improvement Fund/Dev. Fees	\$1,523,006	\$1,523,006	\$1,523,006	\$1,523,006	\$6,092,024
<b>TOTALS</b>	<b>\$26,554,794</b>	<b>\$26,732,120</b>	<b>\$26,904,288</b>	<b>\$27,078,827</b>	<b>\$107,270,029</b>

**Table 2C – MoDOT Projected Local Revenues 2022-2025**

<b>MoDOT Revenue by Category</b>	<b>2022</b>	<b>2023</b>	<b>2024</b>	<b>2025</b>	<b>Total</b>
<b>Maintenance (all MPA state system)</b>	\$2,307,934	\$2,342,553	\$2,377,692	\$2,413,357	\$9,441,536
<b>MoDOT Construction</b>	\$33,940,000	\$19,894,900	\$7,875,600	\$6,632,600	\$68,343,100
<b>MoDOT Scoping</b>	\$130,000	\$300,000	\$0	\$0	\$430,000
<b>Rail-Highway</b>	\$50,000	\$0	\$0	\$0	\$50,000
<b>Transit</b>	\$35,000	\$35,000	\$35,000	\$35,000	\$140,000
<b>TOTALS</b>	\$36,462,934	\$22,537,453	\$10,253,292	\$9,045,957	\$78,299,636

**Table 3 - Summary of Forecasted Federal, State & Local Revenue 2022 Through 2025**

<b>Anticipated Revenue Source</b>	<b>2022</b>	<b>2023</b>	<b>2024</b>	<b>2025</b>	<b>Total</b>
<b>Federal</b>	\$25,787,998	\$22,476,699	\$37,601,800	\$3,056,000	\$88,922,497
<b>State (MoDOT)</b>	\$36,427,934	\$22,537,453	\$10,253,292	\$9,045,957	\$78,264,636
<b>Boone County</b>	\$5,047,002	\$5,117,048	\$5,188,189	\$5,260,444	\$20,612,683
<b>City of Columbia</b>	\$26,554,794	\$26,732,120	\$26,904,288	\$27,078,827	\$107,270,029
<b>TOTALS</b>	\$93,817,728	\$76,863,320	\$79,947,569	\$44,441,228	\$295,069,845

**Note:** Above includes state funding for operations and maintenance, capital projects, and transit operations.

- Revenue estimates for state funding were received directly from MoDOT. Please refer to the (state fiscal year) 2022-2026 STIP for more information.

## MoDOT Operations and Maintenance

FY 2022 Budget for Cost Per Lane Mile Calculation	
Safety and Operations <sup>1,2</sup>	\$ 431,091,236
Less: Motor Carrier Services <sup>2</sup>	(3,986,794)
Less: Motor Carrier Refunds	(26,000,000)
Less: Highway Safety <sup>2</sup>	(23,035,968)
Less: Ferryboat Operations	(176,000)
Safety and Operations-Maintenance <sup>2</sup>	\$ 377,892,474
Plus: Fleet Investments	32,432,636
<b>Cost Per Lane Mile Assumption<sup>2</sup></b>	<b>\$ 410,325,110</b>
<sup>1</sup> This amount includes personal services, expense and equipment for Maintenance, Motor Carrier Services and Highway Safety, additional funding for low-volume roads, ferryboat operations and levee payments.	
<sup>2</sup> This amount does not include fringe benefits.	
*Source: FY 2022 Original Budget	

\$410,325,110 / 77,553 lane miles = \$5,291.00 per lane mile.

**Source: FY2022 Original Budget and 2020 Official State System Mileage**

### Local Jurisdictions

The City of Columbia and Boone County were asked to furnish an estimate of annual operation and maintenance costs for locally owned roadways within the CATSO MPA.

This information is used in conjunction with financial estimates, including projected growth rates, to determine the balance between maintaining the existing roadway system and programming for system expansion/reconstruction. Local jurisdictions within the Columbia MPA are able to give greater consideration to these matters knowing how the projected operation and maintenance costs may impact funding for expansion projects.

**Table 4 - Estimated Maintenance Costs for Federal Aid Road Mileage in CATSO MPA**

Maintenance Costs-Federal Aid System	Lane Miles	Cost Per Mile*	2022	2023	2024	2025	Total
State System MoDOT	365.991	\$5,291	\$1,936,458	\$1,965,505	\$1,994,988	\$2,024,913	\$7,921,864
Boone County	35.128	\$8,831	\$310,215	\$319,522	\$329,107	\$338,981	\$1,297,825
City of Columbia	194.018	\$6,896	\$1,337,948	\$1,378,087	\$1,419,429	\$1,462,012	\$5,597,476
<b>TOTAL</b>	<b>595.137</b>		<b>\$3,584,622</b>	<b>\$3,663,114</b>	<b>\$3,743,524</b>	<b>\$3,825,905</b>	<b>\$14,817,165</b>

\* - Base cost per mile for FY 2022 is in CY 2021 dollars, 3 percent inflation factor per year added for out years.

Maintenance and operations for only federal-aid public roadways in the CATSO MPA are accounted for in the chart above. All jurisdictional maintenance costs per lane mile are updated figures for 2021. These figures were revised based on previous document numbers and an inflation factor applied. For MPA roadways that are not part of the federal-aid system, the maintenance cost per centerline mile is generally lower due to multiple factors, including lower traffic volumes.

The lane per mile cost figures above could also be utilized to calculate the maintenance costs for all roadways maintained by the local jurisdictions within the MPA, beyond the federal aid system. The annual City of Columbia operations and maintenance costs depicted in Table 5 is based on the cost of maintaining the entire roadway network under its jurisdiction, not just the federal-aid miles. Similarly, Table 6 illustrates the cost to Boone County of maintaining all streets under its jurisdiction within the Columbia MPA, not just federal-aid miles.

The City of Columbia maintains 1,150 lane miles of roadway, while Boone County maintains 558.6 lane miles of roadway within the CATSO MPA. The anticipated total street maintenance budget for Columbia for FY 2022 is \$7,930,400 which divided by the roadway miles gives an overall lane mile cost of \$6,896.

Tables 5 and 6 illustrate the total revenues projected to be available for the City of Columbia and Boone County, respectively, for both operations and maintenance and capital projects over the four-year TIP period.

**Table 5 – City of Columbia Funding Summary – Roadway Network Projects**

<b>City of Columbia</b>	<b>2022</b>	<b>2023</b>	<b>2024</b>	<b>2025</b>	<b>Total</b>
<b>Total Estimated Revenue</b>	\$26,554,794	\$26,732,120	\$26,904,288	\$27,078,827	\$107,270,029
<b>Estimated Operations &amp; Maintenance Costs</b>	\$7,930,228	\$8,168,135	\$8,413,179	\$8,665,574	\$33,177,116
<b>Transfers to Go COMO Operations &amp; Maintenance</b>	\$4,889,433	\$5,036,116	\$5,187,199	\$5,342,815	\$20,455,564
<b>Other Transfers to Go COMO for Project Match</b>	\$567,056	\$0	\$0	\$0	\$567,056
<b>Funds Available for Capital Projects</b>	\$13,168,077	\$13,527,869	\$13,283,910	\$13,070,438	\$53,050,293
<b>Local Share of TIP Projects with Federal Funds</b>	\$0	\$0	\$0	\$0	\$0
<b>Funds Available for Additional TIP Projects</b>	\$13,168,077	\$13,527,869	\$13,283,910	\$13,070,438	\$53,050,293
<b>Programmed Street Projects 100% City Funded</b>	\$4,782,148	\$7,333,086	\$3,671,969	\$4,418,828	\$20,206,031
<b>Programmed Sidewalk Projects 100% City Funded</b>	\$519,379	\$714,410	\$0	\$0	\$1,233,789
<b>Funds Available* for Additional TIP Projects</b>	\$7,866,550	\$5,480,373	\$9,631,941	\$8,651,610	\$31,630,473

\* Operations and maintenance for Go COMO will also be taken from funding balance (½ cent TST revenues) as is an annual capital projects amount. Go COMO also has additional funding sources not available for roadway projects. Further funding for capital projects could potentially be available from City of Columbia previous year allocations and reserve funds.

**Table 6 – Boone County Funding Summary – Roadway Network Projects (CATSO MPA)**

<b>Boone County</b>	<b>2022</b>	<b>2023</b>	<b>2024</b>	<b>2025</b>	<b>Total</b>
<b>Total Estimated Revenue (CATSO MPA only)</b>	\$5,047,002	\$5,117,048	\$5,188,189	\$5,260,444	\$20,612,683
<b>Estimated Operations &amp; Maintenance Costs</b>	\$4,862,181	\$4,935,114	\$5,009,140	\$5,084,278	\$19,890,713
<b>Funds Available for Capital Projects</b>	\$184,821	\$181,934	\$179,049	\$176,166	\$721,970
<b>Local Share of TIP Projects with Federal Funds</b>	\$0	\$0	\$0	\$0	\$0
<b>Funds Available for Local Projects</b>	\$184,821	\$181,934	\$179,049	\$176,166	\$721,970

The City of Columbia and Boone County ½ cent sales taxes, plus additional City funding sources, produce adequate revenue that demonstrates that local jurisdictions within the CATSO MPA boundary are able to fund the local share of federally-funded projects programmed in the TIP as well as maintain the local roadway system, including the portions of the federal-aid system maintained by said jurisdictions, over the TIP horizon period.

## **TRANSIT (GoCOMO System)**

The transit operations and maintenance expenses include the salaries and fringe benefits of bus operators, fleet mechanics and administrative staff. It also contains the expenses for maintenance staff of system facilities.

**Table 7 – City of Columbia Funding Summary – Go COMO Projects**

<b>City of Columbia</b>	<b>2022</b>	<b>20231</b>	<b>2024</b>	<b>20253</b>	<b>Total</b>
<b>Estimated Federal, State, Transfers for Go COMO Operations/Maintenance</b>	\$2,632,000	\$2,632,000	\$2,632,000	\$2,632,000	\$10,528,000
<b>City of Columbia 1/2 cent Transportation Sales Tax Revenue Transfers</b>	\$2,565,260	\$2,466,108	\$2,488,442	\$2,511,087	\$10,030,897
<b>Other Local Revenues – Fees, etc.</b>	\$1,571,703	\$1,571,703	\$1,571,703	\$1,571,703	\$6,286,812
<b>CIST &amp; TST Transfers for Capital Projects</b>	\$309,361	\$309,361	\$309,361	\$309,361	\$1,237,444
<b>Other Transfers (Reserves, etc.) as Needed</b>	\$290,741	\$290,741	\$290,741	\$290,741	\$1,162,964
<b>Total Estimated Revenue</b>	\$7,369,065	\$7,269,913	\$7,292,247	\$7,314,892	\$29,246,117
<b>Estimated Operations &amp; Maintenance Costs</b>	\$7,052,896	\$7,193,953	\$7,292,247	\$7,314,892	\$28,853,988
<b>Funds Available for Capital Projects</b>	\$316,169	\$75,960	\$0	\$0	\$392,129
<b>Local Share of TIP Capital Projects</b>	\$316,169	\$75,960	\$0	\$0	\$392,129
<b>Financial Capacity for Funding Additional TIP Projects*</b>	\$0	\$0	\$0	\$0	\$0

\*Additional funding for capital projects could potentially be available from City of Columbia previous year allocations and reserve funds.

## **PROJECT COST ESTIMATES**

General cost estimates are utilized for projects in out years, and other projects for which detailed construction plans are not yet available. As an example, for street projects, the City of Columbia utilizes per lineal foot (plf) cost estimates of \$1,816 plf for major arterials, \$1,486 plf for minor arterials, \$990 plf for major collectors, and \$826 plf for neighborhood collector streets. It is assumed that 10 percent of the total project cost will be for design/engineering, plus a general figure of \$120 plf for right-of-way is utilized.

Detailed project cost estimates are made using methodologies which include the cost of right-of-way acquisition, utility relocation, design, and construction. There is a large degree of variability; given not all of the factors noted apply for each project. Given the unique nature of each street project, additional construction money may be added for bridge construction, culverts, and other necessary features. Project costs are done in accordance with the construction cost data for the mid-Missouri area. Total cost figures shown for each roadway project represent the estimated cost of constructing the roadway to the adopted design standard for its classification. For other projects, such as sidewalks and trails, the figures reflect the total cost of building the project to the general adopted standard, e.g. 5-foot width for sidewalks.

## **FINANCIAL CONSTRAINT**

The FY 2022-2025 TIP includes a total of \$188,933,565 in capital projects, with \$88,842,497 in federal funds, \$56,009,800 in state funds, and \$44,081,268 in local funding applied to those projects. Total anticipated revenue available for transportation purposes over the four-year TIP period is approximately \$88,922,497 in federal dollars, \$78,264,636 in state funds and \$127,882,712 in local funds. This is a total of \$295,069,845.

Depending upon future federal legislation, additional funds for Transportation Alternatives and other programs might be anticipated in the out years of the TIP period. It should be noted that \$6,943,597 of the estimated federal funding shown is FTA capital and other non-operating transit funding, e.g. Section 5339. The receipt of these categories of funding is competitive and not assured. Applications for this funding must be submitted on an annual basis and due to the funding limitations grant awards may not be realized.

Operations and Maintenance (O & M) needs are accounted for in the revenue forecasts and in the programming of projects. The projected numbers below are for those roadways in the Federal-aid roadway system.

For the City of Columbia, a total of \$5,597,476 in streets and sidewalks O & M is projected to be programmed for the federal-aid system (194.018 lane miles) over the four-year TIP period.



And a total of \$20,455,564 in local (City of Columbia 1/2 cent transportation sales tax and other) funds, \$128,000 in state (MoDOT transit operating) funds, and \$10,400,000 in Federal (FTA Section 5307) funds are projected to be programmed for transit O & M. This is a total of \$30,983,564. Unlike the other O & M categories, the transit funds are included in the TIP's list of programmed capital projects.

For Boone County, a total of \$1,297,825 is projected to be programmed for streets O & M for the federal-aid system (35.128 lane miles) in the Columbia MPA.

For MoDOT, a total of \$7,921,864 is projected to be programmed for O & M for the federal-aid system (365.991 lane miles) in the Columbia MPA.

Total maintenance costs for the federal-aid system anticipated among all jurisdictions are \$14,817,165. As noted, this does not include transit O & M costs, which are included in the capital cost totals. Nor does it include the remainder of the street system in the Columbia MPA (the non-federal-aid mileage), or Columbia Regional Airport maintenance and operation costs, which are covered by the same City of Columbia sources of revenue utilized for surface transportation.

Combined with programmed capital projects, a total of \$203,750,730 in costs is anticipated. The anticipated revenue of \$295,069,045 is adequate to fund those projected costs. Additional projected revenue not shown as programmed in the FY 2022-2025 TIP is dedicated to other transportation responsibilities of the City of Columbia and Boone County, a major part of which is the maintenance of the non-federal aid roadway system. Projected revenue to be received will also be programmed for future transportation projects as prioritized by the individual jurisdictions, and as new needs arise.

## MoDOT Roadway, Payment & Construction Projects

County: Boone		MoDOT		Funding	State Fiscal Year				
					2022	2023	2024	2025	TOTALS
Project	MO 163 (Providence Road)	ENG	Federal	\$69,500	\$80,500			\$150,000	
MoDOT #	5S3496		State	\$17,500	\$321,500			\$339,000	
TIP #	2022-1		Local						
		ROW	State (AC)						
Description:	Pavement resurfacing from Interstate 70 to Route K.		Federal						
			State						
			Local						
			Other						
Federal Source Agency	FHWA	CON	Federal		\$3,343,000			\$3,343,000	
Federal Funding Category	NHPP		State		\$533,000			\$533,000	
MoDOT Funding Category	Taking Care of System		Local						
Work or Fund Category	ENG/CON		Other						
Total Project Cost	\$4,365,000		State (AC)						
Total Project Cost includes prior programming of \$0.			TOTAL	\$87,000	\$4,278,000	\$0	\$0	\$4,365,000	

County: Boone		MoDOT		Funding	State Fiscal Year				
					2022	2023	2024	2025	TOTALS
Project	Various Work Enforcement	ENG	Federal			\$900			\$900
			State			\$100			\$100
MoDOT #	5P3495		Local						
TIP #	2022-2	ROW	State (AC)						
Description:	On-call work enforcement at various locations in the Central District		Federal						
			State						
			Local						
		State (AC)							
Federal Source Agency	FHWA	PAY	Federal		\$57,100			\$57,100	
Federal Funding Category	Safety		State		\$5,900			\$5,900	
MoDOT Funding Category	Safety		Local						
Work or Fund Category	ENG/PAYMENT		Other						
Total Project Cost	\$64,000		State (AC)						
Total Project Cost includes prior programming of \$0.			TOTAL	\$0	\$64,000	\$0	\$0	\$64,000	

## MoDOT Roadway, Payment & Construction Projects

County: Boone		MoDOT		Funding	State Fiscal Year				
					2022	2023	2024	2025	TOTALS
Project	Interstate 70 Pavement Improvements	ENG	Federal	\$900	\$900	\$18,000	\$180,000	\$199,800	
			State	\$100	\$100	\$2,000	\$20,000	\$22,200	
MoDOT #	5I3534		Local						
TIP #	2022-7		State (AC)						
Description:	Pavement improvement work from Cooper County line to Callaway County line	ROW	Federal						
			State						
			Local						
			State (AC)						
Federal Source Agency	FHWA	CON	Federal						
Federal Funding Category	NHPP		State						
MoDOT Funding Category	Taking Care of System		Local						
Work or Fund Category	ENG/CON		Other						
Total Project Cost	\$13,571,000		State (AC)						
Total Project Cost includes prior programming of \$0. A further budget of \$13,349,000 is scheduled for FY 2026				TOTAL	\$1,000	\$1,000	\$20,000	\$200,000	\$222,000

County: Boone		MoDOT		Funding	State Fiscal Year				
					2022	2023	2024	2025	TOTALS
Project	Interstate 70 Pavement Improvements	ENG	Federal	\$638,100	\$900,000	\$2,077,200		\$3,615,300	
			State	\$70,900	\$100,000	\$230,800		\$401,700	
MoDOT #	5I3577		Local						
TIP #	2022-8		State (AC)						
Description:	Pavement improvement work from Stadium Blvd. (Route 740) to US 63	ROW	Federal						
			State						
			Local						
			State (AC)						
Federal Source Agency	FHWA	CON	Federal			\$28,728,000		\$28,728,000	
Federal Funding Category	NHPP		State			\$3,192,000		\$3,192,000	
MoDOT Funding Category	Taking Care of the System		Local						
Work or Fund Category	ENG/CON		Other						
Total Project Cost	\$35,937,000		State (AC)						
Total Project Cost includes prior programming of \$0.									
			TOTAL	\$709,000	\$1,000,000	\$34,228,000	\$0	\$35,937,000	

## MoDOT Roadway, Payment & Construction Projects

County: Boone		MoDOT		Funding	State Fiscal Year				
					2022	2023	2024	2025	TOTALS
Project	Interstate 70	ENG	Federal						
			State	\$4,000					\$4,000
MoDOT #	5I3581		Local						
TIP #	2022-10	ROW	State (AC)	\$36,000					\$36,000
Description:	Job Order Contracting for asphalt pavement repair in Boone, Cooper, and Callaway Counties		Federal						
			State						
			Local						
		CON	State (AC)						
Federal Source Agency	FHWA		Federal						
Federal Funding Category	NHPP		State	\$51,000					\$51,000
MoDOT Funding Category	Taking Care of the System		Local						
Work or Fund Category	ENG/CON		Other						
Total Project Cost	\$540,000		State (AC)	\$449,000					\$449,000
Total Project Cost includes prior programming of \$0.				TOTAL	\$540,000	\$0	\$0	\$0	\$540,000

County: Boone		MoDOT		Funding	State Fiscal Year				
					2022	2023	2024	2025	TOTALS
Project	Interstate 70	ENG	Federal						
			State	\$4,000				\$4,000	
MoDOT #	5I3583		Local						
TIP #	2022-11		State (AC)	\$36,000				\$36,000	
Description:	Job Order Contracting for concrete pavement repair in Boone, Cooper, and Callaway Counties	ROW	Federal						
			State						
			Local						
			State (AC)						
Federal Source Agency	FHWA	CON	Federal						
Federal Funding Category	NHPP		State	\$51,000				\$51,000	
MoDOT Funding Category	Taking Care of the System		Local						
Work or Fund Category	ENG/CON		Other						
Total Project Cost	\$540,000		State (AC)	\$449,000				\$449,000	
Total Project Cost includes prior programming of \$0.			TOTAL	\$540,000	\$0	\$0	\$0	\$540,000	

## MoDOT Roadway, Payment & Construction Projects

County: Boone		MoDOT		Funding	State Fiscal Year				
					2022	2023	2024	2025	TOTALS
Project	US 63 - Pavement Improvements	ENG	Federal	\$1,512,000				\$1,512,000	
			State	\$378,000				\$378,000	
MoDOT #	5P3409		Local						
TIP #	2020-4		State (AC)						
Description:	Pavement resurfacing from Route B to Route 54, Tom Bass Road, & Ponderosa Street from E Meyer to Gans Creek, high friction surface treatment on various curves	ROW	Federal						
			State						
			Local						
			Other						
Federal Source Agency	FHWA	CON	Federal	\$11,918,400				\$11,918,400	
Federal Funding Category	NHPP		State	\$2,979,600				\$2,979,600	
MoDOT Funding Category	Taking Care of the System		Local						
Work or Fund Category	ENG/CON		Other						
Total Project Cost	\$16,838,000		State (AC)						
Total Project Cost includes prior programming of \$50,000.				TOTAL	\$16,788,000	\$0	\$0	\$0	\$16,788,000

County: Boone		MoDOT		Funding	State Fiscal Year				
					2022	2023	2024	2025	TOTALS
Project	MO Route 763 Pavement Improvement	ENG	Federal	\$64,000	\$195,200			\$259,200	
MoDOT #	5S3519		State	\$16,000	\$48,800			\$64,800	
TIP #	2022-9		Local						
Description:	Pavement work from Big Bear Blvd to BL70, BL 70 from Sexton Road to Eastland Circle and Route 763 from US 63 to Route VV	ROW	State (AC)						
			Federal						
			State						
			Local						
Federal Source Agency	FHWA	CON	Other						
Federal Funding Category	NHPP		Federal	\$1,427,200			\$1,427,200		
MoDOT Funding Category	Taking Care of the System		State	\$356,800			\$356,800		
Work or Fund Category	ENG/CON		Local						
Total Project Cost	\$2,108,000		Other						
			State (AC)						
Total Project Cost includes prior programming of \$0.				TOTAL	\$80,000	\$2,028,000	\$0	\$0	\$2,108,000

## MoDOT Roadway, Payment & Construction Projects

County: Boone		MoDOT		Funding	State Fiscal Year				
					2022	2023	2024	2025	TOTALS
Project	Various	ENG	Federal			\$900		\$900	
			State			\$100		\$100	
MoDOT #	5P3521		Local						
TIP #	2022-3		State (AC)						
Description:	On-call work zone enforcement at various locations in the Central District.	ROW	Federal						
			State						
			Local						
			Other						
Federal Source Agency	FHWA	PAY	Federal			\$57,100		\$57,100	
Federal Funding Category	Safety		State			\$5,900		\$5,900	
MoDOT Funding Category	Taking Care of the System		Local						
Work or Fund Category	ENG/PAYMENT		Other						
Total Project Cost	\$64,000		State (AC)						
Total Project Cost includes prior programming of \$0.									
			TOTAL	\$0	\$0	\$64,000	\$0	\$64,000	

County: Howard		MoDOT		Funding	State Fiscal Year					
					2022	2023	2024	2025	TOTALS	
Project	Various Safe & Sound Bridges			ENG	Federal					
MoDOT #	5B0800T				State					
TIP #	2019-4				Local					
Description:	Payback beginning in State FY 2018 for Safe and Sound Bridges in the Central District.			ROW	State (AC)					
					Federal					
					State					
					Local					
				Other						
Federal Source Agency	NA			PAY	Federal					
Federal Funding Category	NA				State	\$4,399,000	\$4,399,000	\$4,399,000	\$4,399,000	\$17,596,000
MoDOT Funding Category	Taking Care of System				Local					
Work or Fund Category	ENG/CON				Other					
Total Project Cost	\$62,495,000				State (AC)					
Total Project Cost includes prior programming of \$40,393,000. Total Project Cost also includes \$4,399,000 shown in the 5th year of the STIP (FY 2024), which is beyond scope of this TIP.						TOTAL	\$4,399,000	\$4,399,000	\$4,399,000	\$4,399,000

County: Various		MoDOT		Funding	State Fiscal Year				
					2022	2023	2024	2025	TOTALS
Project	Interstate 70	ENG	Federal						
			State	\$100	\$100	\$4,000		\$4,200	
MoDOT #	513585		Local						
TIP #	2022-12		State (AC)	\$900	\$900	\$36,000		\$37,800	
Description:	Job Order Contracting for asphalt pavement repair in Boone, Cooper, and Callaway Counties	ROW	Federal						
			State						
			Local						
			Other						
Federal Source Agency	FHWA	CON	Federal						
Federal Funding Category	NHPP		State			\$53,800		\$53,800	
MoDOT Funding Category	Taking Care of System		Local						
Work or Fund Category	ENG/CON		Other						
Total Project Cost	\$572,000		State (AC)			\$476,200		\$476,200	
Total Project Cost includes prior programming of \$0.				TOTAL	\$1,000	\$1,000	\$570,000	\$0	\$572,000

## MoDOT Roadway, Payment & Construction Projects

County: Various		MoDOT		Funding		State Fiscal Year				
						2022	2023	2024	2025	TOTALS
Project	Various Routes - ADA Transition Plan Improvements - Potential Design/Build	ENG	Federal							
			State	\$878,800						\$878,800
MoDOT #	5S3369		Local							
TIP #	2020-5	ROW	State (AC)	\$3,515,200						\$3,515,200
Description:	ADA Transition Plan improvements at various locations in Central & NW District. \$9,197,000 from Statewide Transportation Alternative funds. Design-Build project.		Federal							
			State	\$125,600						\$125,600
			Local							
		State (AC)	\$502,400							\$502,400
Federal Source Agency	FHWA	CON	Federal							
Federal Funding Category	STBG		State	\$3,423,600						\$3,423,600
MoDOT Funding Category	Taking Care of System		Local							
Work or Fund Category	ENG/ROW/CON		Other							
Total Project Cost	\$23,196,000		State (AC)	\$13,691,400						\$13,691,400
Total Project Cost includes prior programming of \$1,059,000.					TOTAL	\$22,137,000	\$0	\$0	\$0	\$22,137,000

County: Various		MoDOT		Funding	State Fiscal Year				
					2022	2023	2024	2025	TOTALS
Project	Various	ENG	Federal						
			State	\$200	\$8,000	\$17,800			\$26,000
MoDOT #	5S3546		Local						
TIP #	2022-13	ROW	State (AC)	\$800	\$32,000	\$71,200			\$104,000
Description:	Upgrade pedestrian facilities at various locations in Central District		Federal						
			State		\$2,000				\$2,000
		Local							
		State (AC)		\$8,000				\$8,000	
Federal Source Agency	FHWA	CON	Federal						
Federal Funding Category	STBG		State			\$41,000			\$41,000
MoDOT Funding Category	Taking Care of System		Local						
Work or Fund Category	ENG/CON		Other						
Total Project Cost	\$345,000		State (AC)			\$164,000			\$164,000
Total Project Cost includes prior programming of \$0.				TOTAL	\$1,000	\$50,000	\$294,000	\$0	\$345,000

## MoDOT Roadway, Payment & Construction Projects

County: Various		MoDOT		Funding	State Fiscal Year				
					2022	2023	2024	2025	TOTALS
Project	Route B	ENG	Federal	\$800	\$800	\$800	\$38,400	\$40,800	
			State	\$200	\$200	\$200	\$9,600	\$10,200	
MoDOT #	5S3531		Local						
TIP #	2022-14		State (AC)						
Description:	Bridge improvement over Interstate 70. Project involves bridge L0286. Total state funding of \$310,000, total state (AC) funding of \$1,247,000	ROW	Federal				\$8,800	\$8,800	
			State				\$2,200	\$2,200	
			Local						
			State (AC)						
Federal Source Agency	FHWA	CON	Federal						
Federal Funding Category	NHPP		State						
MoDOT Funding Category	Taking Care of System		Local						
Work or Fund Category	ENG/CON		Other						
Total Project Cost	\$1,557,000		State (AC)						
Prior programming of \$0. Balance of \$1,495,000 for final engineering and construction work is scheduled for FY 2026.			TOTAL	\$1,000	\$1,000	\$1,000	\$59,000	\$62,000	

County: Various		MoDOT		Funding	State Fiscal Year				
					2022	2023	2024	2025	TOTALS
Project	Interstate 70	ENG	Federal						
			State	\$100	\$100	\$4,000		\$4,200	
MoDOT #	5I3587		Local						
TIP #	2022-15	ROW	State (AC)	\$900	\$900	\$36,000		\$37,800	
Description:	Job Order Contracting for concrete pavement repair in Boone, Cooper, and Callaway Counties		Federal						
			State						
			Local						
			Other						
Federal Source Agency	FHWA	CON	Federal						
Federal Funding Category	NHPP		State			\$53,800		\$53,800	
MoDOT Funding Category	Taking Care of System		Local						
Work or Fund Category	ENG/CON		Other						
Total Project Cost	\$572,000		State (AC)			\$476,200		\$476,200	
Total Project Cost includes prior programming of \$0.				TOTAL	\$1,000	\$1,000	\$570,000	\$0	\$572,000

County: Various		MoDOT		Funding	State Fiscal Year				
					2020	2021	2022	2023	TOTALS
Project	Various Routes		ENG	Federal			\$900		\$900
MoDOT #	5P3407			State			\$100		\$100
TIP #	2020-7			Local					
Description:	On-call work zone enforcement at various locations in the Central District		ROW	State (AC)					
				Federal					
				State					
				Local					
			Other						
Federal Source Agency	FHWA		PAY	Federal		\$57,100		\$57,100	
Federal Funding Category	Safety			State		\$5,900		\$5,900	
MoDOT Funding Category	Taking Care of the System			Local					
Work or Fund Category	ENG/PAY			Other					
Total Project Cost	\$64,000			State (AC)					
Total Project Cost includes prior programming of \$0.									
				TOTAL	\$0	\$0	\$64,000	\$0	\$64,000



## MoDOT Roadway, Payment & Construction Projects

County: Boone		MoDOT		Funding		State Fiscal Year				
						2022	2023	2024	2025	TOTALS
Project	US 63 Pavement Upgrade			ENG	Federal	\$4,000	\$475,200			\$479,200
					State	\$1,000	\$118,800			\$119,800
MoDOT #	5P3511				Local					
TIP #	2022-6				State (AC)					
Description:	Pavement improvement from Route 763 to Route B, and Route K from Route 163 to Katy Trail			ROW	Federal					
					State					
					Local					
					Other					
Federal Source Agency	FHWA			CON	Federal		\$3,783,200			\$3,783,200
Federal Funding Category	NHPP				State		\$945,800			\$945,800
MoDOT Funding Category	Taking Care of System				Local					
Work or Fund Category	ENG/ROW/CON				Other					
Total Project Cost	\$5,328,000				State (AC)					
Total Project Cost includes prior programming of \$0.					TOTAL	\$5,000	\$5,323,000	\$0	\$0	\$5,328,000

County: Boone		MoDOT		Funding	State Fiscal Year					
					2022	2023	2024	2025	TOTALS	
Project	Interstate 70 Bridge Improvements			ENG	Federal	\$69,300			\$69,300	
					State	\$7,700			\$7,700	
MoDOT #	5I3413				Local					
TIP #	2020-11				State (AC)					
Description:	Bridge improvments over Little Cedar Creek and Cedar Creek - involves bridges L0948 and L0949			ROW	Federal					
					State					
					Local					
					Other					
Federal Source Agency	FHWA			CON	Federal	\$696,700			\$696,700	
Federal Funding Category	NHFP				State	\$78,300			\$78,300	
MoDOT Funding Category	Taking Care of System				Local					
Work or Fund Category	ENG/CON				Other					
Total Project Cost	\$916,000				State (AC)					
Total Project Cost includes prior programming of \$64,000.					TOTAL	\$852,000	\$0	\$0	\$0	\$852,000

County: Various		MoDOT		Funding	State Fiscal Year					
					2022	2023	2024	2025	TOTALS	
Project	Various Counties & Locations in northern part of Central District			ENG	Federal					
MoDOT #	5P3487				State	\$200	\$200	\$200	\$33,800	\$34,400
TIP #	2022-4				Local					
					State (AC)	\$800	\$800	\$800	\$135,200	\$137,600
Description:	Job Order Contracting for guard cable and guardrail repair on various routes in northern portion of Central District			ROW	Federal					
					State					
					Local					
					Other					
Federal Source Agency	FHWA			CON	Federal					
Federal Funding Category	STBG				State			\$524,600	\$524,600	
MoDOT Funding Category	Taking Care of the System				Local					
Work or Fund Category	ENG/CON				Other					
Total Project Cost	\$2,795,000				State (AC)			\$2,098,400	\$2,098,400	
Total Project Cost includes prior programming of \$0.										
					TOTAL	\$1,000	\$1,000	\$1,000	\$2,792,000	\$2,795,000

## MoDOT Roadway, Payment & Construction Projects

County: Various		MoDOT		Funding	State Fiscal Year					
					2022	2023	2024	2025	TOTALS	
Project	MO 163 bridge improvements			ENG	Federal	\$53,000	\$118,000		\$171,000	
					State	\$13,000	\$28,000		\$41,000	
MoDOT #	5S3412				Local					
TIP #	2020-16				State (AC)					
Description:	Missouri Route 163 bridge improvements over Bonne Femme Creek. Project involves bridge W0559.			ROW	Federal	\$8,000			\$8,000	
					State	\$2,000			\$2,000	
					Local					
					Other					
Federal Source Agency	FHWA			CON	Federal		\$559,000		\$559,000	
Federal Funding Category	NHPP				State		\$141,000		\$141,000	
MoDOT Funding Category	Taking Care of the System				Local					
Work or Fund Category	ENG/CON				Other					
Total Project Cost	\$932,000				State (AC)					
Total Project Cost includes prior programming of \$10,000.					TOTAL	\$76,000	\$846,000	\$0	\$0	\$922,000

County: Various		MoDOT		Funding	State Fiscal Year					
					2022	2023	2024	2025	TOTALS	
Project	Sorrells I-70 Overpass			ENG	Federal	\$232,000			\$232,000	
					State	\$58,000			\$58,000	
MoDOT #	5S3410				Local					
TIP #	2020-17				State (AC)					
Description:	Bridge improvements over Interstate 70. Project involves bridge A0491.			ROW	Federal	\$800			\$800	
					State	\$200			\$200	
					Local					
					Other					
Federal Source Agency	FHWA			CON	Federal	\$814,200			\$814,200	
Federal Funding Category	NHPP				State	\$202,800			\$202,800	
MoDOT Funding Category	Taking Care of the System				Local					
Work or Fund Category	ENG/ROW/CON				Other					
Total Project Cost	\$1,318,000				State (AC)					
Total Project Cost includes prior programming of \$10,000.					TOTAL	\$1,308,000	\$0	\$0	\$0	\$1,308,000

County: Various		MoDOT		Funding	State Fiscal Year				
					2022	2023	2024	2025	TOTALS
Project	RT 63/AC Interchange		ENG	Federal	\$80,500	\$341,300	\$328,000		\$747,800
				State	\$19,500	\$82,700	\$81,000		\$183,200
MoDOT #	5P3433			Local					
TIP #	2020-25			State (AC)					
Description:			ROW	Federal		\$4,146,000		\$4,146,000	
				State		\$1,004,000		\$1,004,000	
				Local					
				Other					
Federal Source Agency	FHWA		CON	Federal		\$3,428,200		\$3,428,200	
Federal Funding Category	NHPP			State		\$892,800		\$892,800	
MoDOT Funding Category	Flexible and Other			Local					
Work or Fund Category	ENG/ROW/CON			Other					
Total Project Cost	\$10,677,000			State (AC)					
Total Project Cost includes prior programming of \$275,000.									
				TOTAL	\$100,000	\$5,574,000	\$4,728,000	\$0	\$10,402,000

County: Various		MoDOT		Funding	State Fiscal Year					
					2022	2023	2024	2025	TOTALS	
Project	Pedestrian Facilities Upgrade			ENG	Federal					
MoDOT #	5P3490				State	\$33,000	\$77,000		\$110,000	
TIP #	2022-5				Local					
Description:	Upgrade pedestrian facilities to comply with ADA Transition Plan at various locations in the Central District			ROW	State (AC)	\$132,000	\$308,000		\$440,000	
					Federal					
					State	\$3,800			\$3,800	
				CON	Local					
					State (AC)	\$15,200			\$15,200	
Federal Source Agency	FHWA				Federal					
Federal Funding Category	STBG				State		\$204,400		\$204,400	
MoDOT Funding Category	Taking Care of System				Local					
Work or Fund Category	ENG/ROW/CON				Other					
Total Project Cost	\$1,591,000				State (AC)		\$817,600		\$817,600	
Total Project Cost includes prior programming of \$0.					TOTAL	\$184,000	\$1,407,000	\$0	\$0	\$1,591,000

MoDOT Roadway, Payment & Construction Projects

MoDOT Financial Summary						
	Source	2022	2023	2024	2025	TOTALS
	Federal	\$16,161,400	\$15,428,300	\$34,694,200	\$227,200	\$66,511,100
	State	\$12,468,900	\$7,112,300	\$7,887,600	\$4,399,000	\$31,867,800
	Local	\$0	\$0	\$0	\$0	\$0
	Other	\$0	\$0	\$0	\$0	\$0
	State (AC)	\$18,829,600	\$1,168,200	\$1,260,400	\$2,233,600	\$23,491,800
Total		\$47,459,900	\$23,708,800	\$43,842,200	\$6,859,800	\$121,870,700

## MoDOT Scoping Projects

County: Boone		MoDOT		Funding		State Fiscal Year				
						2022	2023	2024	2025	TOTALS
Project	RP IS 70W to LP 70W - Bridge Improvements			ENG	Federal	\$1,000	\$1,000			\$2,000
					State					
					Local					
MoDOT #	5I3107			ROW	State (AC)					
TIP #	2016-10				Federal					
Description:	Scoping for bridge improvements over I-70 in Columbia. Project involves bridge L0928.				State					
				Local						
				Other						
Federal Source Agency	FHWA			CON	Federal					
Federal Funding Category	NHPP				State					
MoDOT Funding Category	Taking Care of the System				Local					
Work or Fund Category	ENG				Other					
Future Project Cost	\$2.001M to \$5.000M				State (AC)					
Total Project Cost includes prior programming of \$165,000.					TOTAL	\$1,000	\$1,000	\$0	\$0	\$2,000

County: Boone		MoDOT		Funding		State Fiscal Year				
Project	Various/Various			ENG		2022	2023	2024	2025	TOTALS
MoDOT #	5S3592				Federal	\$80,000	\$40,000	\$800		\$120,800
TIP #	2022-16				State	\$20,000	\$10,000	\$200		\$30,200
Description:	Scoping for future projects on various routes in Central District			ROW	Local					
					State (AC)					
					Federal					
					State					
					Local					
Federal Source Agency		FHWA		CON	Other					
Federal Funding Category		STBG			Federal					
MoDOT Funding Category		Taking Care of the System			State					
Work or Fund Category		ENG			Local					
Future Project Cost		Unknown			Other					
					State (AC)					
					TOTAL	\$100,000	\$50,000	\$1,000	\$0	\$151,000

County: Boone		MoDOT		Funding		State Fiscal Year				
						2022	2023	2024	2025	TOTALS
Project	US 63 Connector			ENG	Federal	\$1,170,000	\$2,700,000			\$3,870,000
					State	\$130,000	\$300,000			\$430,000
MoDOT #	5S3411				Local					
TIP #	2020-14				State (AC)					
Description:	Scoping for intersection safety improvements at US 63C & Interstate 70 in Columbia			ROW	Federal					
					State					
					Local					
					Other					
Federal Source Agency	FHWA			CON	Federal					
Federal Funding Category	Safety				State					
MoDOT Funding Category	Taking Care of the System				Local					
Work or Fund Category	ENG				Other					
Future Project Cost	\$50,001-75,000				State (AC)					
Total Project Cost includes prior programming of \$20,000.					TOTAL	\$1,300,000	\$3,000,000	\$0	\$0	\$4,300,000

MoDOT Scoping Financial Summary						
Source	2022	2023	2024	2025	TOTALS	
Federal	\$1,251,000	\$2,741,000	\$800	\$0	\$3,992,800	
State	\$150,000	\$310,000	\$200	\$0	\$460,200	
Local	\$0	\$0	\$0	\$0	\$0	
Other	\$0	\$0	\$0	\$0	\$0	
State (AC)	\$0	\$0	\$0	\$0	\$0	
Total	\$1,401,000	\$3,051,000	\$1,000	\$0	\$4,453,000	

MoDOT STBG	\$80,000	\$40,000	\$800	\$0	\$120,800
MoDOT Safety	\$1,170,000	\$2,700,000	\$0	\$0	\$3,870,000
MoDOT NHFP (Freight)	\$0	\$0	\$0	\$0	\$0
MoDOT NHPP	\$1,000	\$1,000	\$0	\$0	\$2,000
MoDOT Federal Total	\$1,251,000	\$2,741,000	\$800	\$0	\$3,992,800

## Boone County Road Projects

Boone County			Funding	MPO Fiscal Year				TOTALS
Project				2022	2023	2024	2025	
		ENG	Federal					
			State					
			Local					
MoDOT #								
TIP #			Other					
Description:		ROW	Federal					
			State					
			Local					
			Other					
Federal Source Agency		CON	Federal					
Federal Funding Category			State					
MoDOT Funding Category			Local					\$ -
Work or Fund Category	ENG/CON		Other					
Total Project Cost								
			<b>TOTAL</b>	\$0	\$0	\$0	\$0	\$ -

Boone County Financial Summary							
Agency	Source	2022	2023	2024	2025	TOTALS	
Boone County	Federal	\$0	\$0	\$0	\$0	\$0	
	State	\$0	\$0	\$0	\$0	\$0	
	Local	\$0	\$0	\$0	\$0	\$0	
	Other	\$0	\$0	\$0	\$0	\$0	
Total		\$0	\$0	\$0	\$0	\$0	

Currently there are no Boone County funded capital projects within the TIP scope period.

## City of Columbia Street Projects

City of Columbia - Streets			Funding	Fiscal Year				
				2022	2023	2024	2025	TOTALS
Project	Wabash Drive Extension	ENG	Federal					
MoDOT #			MoDOT					
TIP #	2022-17		Local	\$40,000				\$40,000
			Other					
Description:		ROW	Federal					
			MoDOT					
			Local					
			Other					
Federal Source Agency	NA	CON	Federal					
Federal Funding Category			MoDOT					
MoDOT Funding Category			Local	\$160,000				\$160,000
Work or Fund Category	ENG/ROW/CON		Other					
Total Project Cost								
Local Funding - 1/4 cent capital improvements sales tax								
			TOTAL	\$200,000	\$0	\$0	\$0	\$200,000

City of Columbia - Streets			Funding	Fiscal Year				
				2022	2023	2024	2025	TOTALS
Project	Ash Street Improvements	ENG	Federal					
			MoDOT					
MoDOT #			Local	\$120,000				\$120,000
TIP #	2022-18		Other					
Description:		ROW	Federal					
			MoDOT					
			Local	\$65,000				\$65,000
			Other					
Federal Source Agency	NA	CON	Federal					
Federal Funding Category			MoDOT					
MoDOT Funding Category			Local	\$268,438	\$2,146,562			\$2,415,000
Work or Fund Category	ENG/CON		Other					
Total Project Cost								
Local Funding - transportation sales tax								
			TOTAL	\$453,438	\$2,146,562	\$0	\$0	\$2,600,000

City of Columbia - Streets		Funding		Fiscal Year				
				2022	2023	2024	2025	TOTALS
Project	Walnut Street Reconstruction - Major Maintenance	ENG	Federal					
MoDOT #			MoDOT					
TIP #	2022-19		Local	\$35,000				\$35,000
Description:	Reconstruction of pavement, sidewalk, curb/gutter, mill/overlay along Walnut between College and Old 63.	ROW	Other					
			Federal					
			MoDOT					
			Local					
			Other					
Federal Source Agency		CON	Federal					
Federal Funding Category			MoDOT					
MoDOT Funding Category			Local	\$251,664	\$713,336			\$965,000
Work or Fund Category	ENG/CON		Other					
Total Project Cost	\$1,000,000							
Local Funding - Capital Improvements Sales Tax, County/City Tax Rebate			TOTAL	\$286,664	\$713,336	\$0	\$0	\$1,000,000

City of Columbia - Streets		Funding	Fiscal Year				TOTALS
Project			2022	2023	2024	2025	
Forum Blvd Improvements		ENG	Federal				
			MoDOT				
MoDOT #			Local	\$150,000			\$150,000
TIP #	2022-20		Other				
Description:	Widen Forum to include additional driving lanes, bike lanes, and sidewalk between Chapel Hill and Woodrail.	ROW	Federal				
			MoDOT				
			Local	\$500,000			\$500,000
			Other				
Federal Source Agency		CON	Federal				
Federal Funding Category			MoDOT				
MoDOT Funding Category			Local	\$2,797,046	\$3,418,188	\$1,171,969	\$4,418,828
Work or Fund Category	ENG/CON		Other				
Total Project Cost	\$12,456,031						
Local funding - Capital Improvements Sales Tax, County/City Road Tax Rebate, Development Fees			TOTAL	\$3,447,046	\$3,418,188	\$1,171,969	\$4,418,828
							\$12,456,031

City of Columbia - Streets		Funding	Fiscal Year				TOTALS
Project			2022	2023	2024	2025	
Garth Ave Reconstruction		ENG	Federal				
Major Maintenance			MoDOT				
MoDOT #			Local	\$65,000			\$65,000
TIP #	2022-21		Other				
Description:	Reconstruction of pavement, sidewalk, curb/gutter, mill/overlay between Bus Loop and Thruman.	ROW	Federal				
			MoDOT				
			Local	\$35,000			\$35,000
			Other				
Federal Source Agency		CON	Federal				
Federal Funding Category			MoDOT				
MoDOT Funding Category			Local	\$295,000	\$1,055,000	\$2,500,000	\$3,850,000
Work or Fund Category	ENG/CON		Other				
Total Project Cost	\$3,950,000						
Local funding - sale taxes, development fees, Boone County road tax rebate. Additional funding of \$9,130,000 needed.			TOTAL	\$395,000	\$1,055,000	\$2,500,000	\$0
							\$3,950,000

City of Columbia-Streets Financial Summary						
Agency	Source	2022	2023	2024	2025	TOTALS
City of Columbia	Federal	\$0	\$0	\$0	\$0	\$0
	MoDOT	\$0	\$0	\$0	\$0	\$0
	Local	\$4,782,148	\$7,333,086	\$3,671,969	\$4,418,828	\$20,206,031
	Other	\$0	\$0	\$0	\$0	\$0
Total		\$4,782,148	\$7,333,086	\$3,671,969	\$4,418,828	\$20,206,031

## City of Columbia Sidewalk Projects

City of Columbia - Sidewalks			Funding	Fiscal Year				TOTALS
Project				2022	2023	2024	2025	
4th Street/Broadway Pedestrian Crosswalk		ENG	Federal					
MoDOT #	NA	ENG	MoDOT					
TIP #	2022-22	ENG	Local	\$24,000				\$24,000
		ENG	Other					
Description:	Installation of crosswalk, pedestrian median island, bulbouts, and flashing beacon at Broadway and 4th Street	ROW	Federal					
		ROW	MoDOT					
		ROW	Local					
		ROW	Other					
Federal Source Agency	NA	CON	Federal					
Federal Funding Category	NA	CON	MoDOT					
MoDOT Funding Category	NA	CON	Local	\$216,000				\$216,000
Work or Fund Category	ENG/CON	CON	Other					
Total Project Cost	\$240,000							
Local funding - Capital Improvement Sales Tax			TOTAL	\$240,000	\$0	\$0	\$0	\$240,000

City of Columbia - Sidewalks			Funding	Fiscal Year				TOTALS
Project				2022	2023	2024	2025	
Audubon Sidewalk		ENG	Federal					\$0
MoDOT #		ENG	MoDOT					
TIP #	2022-23	ENG	Local	\$46,565				\$46,565
		ENG	Other					
Description:	Construction of new sidewalk on Audubon Drive from Shepard Blvd to N Azalea	ROW	Federal					\$0
		ROW	MoDOT					
		ROW	Local					\$0
		ROW	Other					
Federal Source Agency	NA	CON	Federal					\$0
Federal Funding Category	NA	CON	MoDOT					
MoDOT Funding Category		CON	Local		\$419,082			\$419,082
Work or Fund Category	ENG/CON	CON	Other					
Total Project Cost	\$465,647							
			TOTAL	\$46,565	\$419,082	\$0	\$0	\$465,647



City of Columbia - Sidewalks		Funding		Fiscal Year				
				2022	2023	2024	2025	TOTALS
Project	Maguire Boulevard Sidewalk Repair	ENG	Federal					
MoDOT #			MoDOT					
TIP #	2022-24		Local	\$20,000				\$20,000
			Other					
Description:		ROW	Federal					
			MoDOT					
			Local					
			Other					
Federal Source Agency		CON	Federal					
Federal Funding Category			MoDOT					
MoDOT Funding Category			Local	\$180,000				\$180,000
Work or Fund Category	ENG/CON		Other					
Total Project Cost								
Local funding - 1/4 capital improvements sales tax, CDBG			TOTAL	\$200,000	\$0	\$0	\$0	\$200,000

City of Columbia - Sidewalks		Funding		Fiscal Year				
				2022	2023	2024	2025	TOTALS
Project	North Stadium Boulevard Sidewalk Construction	ENG	Federal					
MoDOT #			MoDOT					
TIP #	2022-25		Local	\$32,814				\$32,814
			Other					
Description:		ROW	Federal					
			MoDOT					
			Local					
			Other					
Federal Source Agency		CON	Federal					
Federal Funding Category			MoDOT					
MoDOT Funding Category			Local		\$295,328			\$295,328
Work or Fund Category	ENG/CON		Other					
Total Project Cost								
Local funding - 1/4 capital improvements sales tax, CDBG			TOTAL	\$32,814	\$295,328	\$0	\$0	\$328,142

City of Columbia - Sidewalks Financial Summary						
Agency	Source	2022	2023	2024	2025	TOTALS
City of Columbia	Federal	\$0	\$0	\$0	\$0	\$0
	MoDOT					\$0
	Local	\$519,379	\$714,410	\$0	\$0	\$1,233,789
	Other					\$0
Total		\$519,379	\$714,410	\$0	\$0	\$1,233,789

## City of Columbia Non Motorized Pilot Program (Get About Columbia) Projects

City of Columbia-GetAboutColumbia		Funding	Fiscal Year				
			2022	2023	2024	2025	TOTALS
Project		ENG	Federal				
			MoDOT				
Federal #			Local				
TIP #			Other				
Description:		ROW	Federal				\$0
			MoDOT				
			Local				
			Other				
Federal Source Agency		CON	Federal				\$0
Federal Funding Category			MoDOT				
MoDOT Funding Category			Local				
Work or Fund Category			Other				
Total Project Cost							
			<b>TOTAL</b>	\$0	\$0	\$0	\$0

NON-MOTORIZED PROGRAM IS NOW COMPLETE

GetAboutColumbia Financial Summary						
Agency	Source	2022	2023	2024	2025	TOTALS
	Federal	\$0	\$0	\$0	\$0	\$0
	MoDOT	\$0	\$0	\$0	\$0	\$0
	Local	\$0	\$0	\$0	\$0	\$0
	Other	\$0	\$0	\$0	\$0	\$0
Total		\$0	\$0	\$0	\$0	\$0

## Rail-Highway

City of Columbia - Railroad/Highway			Funding	Fiscal Year				
Project	Route B COLT Crossing Improvements	ENG	Federal	2022	2023	2024	2025	TOTALS
Federal Project #			MoDOT					
TIP #	2020-30		Local					
Description:	COLT Railroad crossing improvements at State Route B crossing, includes replacement of rails and concrete crossing, DOT # 480778Y		Other					
		ROW	Federal					
			MoDOT					
			Local					
			Other					
Federal Source Agency	FHWA	CON	Federal	\$200,000				\$200,000
Federal Funding Category	Rail-Highway Crossing		MoDOT	\$50,000				\$50,000
MoDOT Funding Category			Local					
Work or Fund Category			Other					
Total Project Cost	\$250,000							
			TOTAL	\$250,000	\$0	\$0	\$0	\$ 250,000

Railroad/Highway Financial Summary						TOTALS
Agency	Source	2022	2023	2024	2025	
City of Columbia	Federal	\$200,000	\$0	\$0	\$0	\$200,000
	MoDOT	\$50,000	\$0	\$0	\$0	\$50,000
	Local	\$0	\$0	\$0	\$0	\$0
	Other	\$0	\$0	\$0	\$0	\$0
Total	\$0	\$250,000	\$0	\$0	\$0	\$250,000

## Transit Projects

Go COMO		Funding	Fiscal Year				TOTALS
Project			2022	2023	2024	2025	
Maintenance of existing operations and facilities & equipment		ENG					
State #		State					
TIP #	2019-20	Local					
Description:	FY 2019-2022 operating assistance FTA Section 5307 and local revenues	Other					
		Federal					
		State					
		Local					
		Other					
Federal Source Agency	FTA	Federal	\$2,600,000	\$2,600,000	\$2,600,000	\$2,600,000	\$10,400,000
Federal Funding Category	Section 5307	State	\$32,000	\$32,000	\$32,000	\$32,000	\$128,000
State Funding Category	STF	Local	\$4,889,433	\$5,036,116	\$5,187,199	\$5,342,815	\$20,455,564
Work or Fund Category		Other					
Total Project Cost	\$29,809,333						
Local Funding - 1/2 cent transportation sales tax, State funding - State Transportation Fund		TOTAL	\$7,521,433	\$7,668,116	\$7,819,199	\$7,974,815	\$30,983,564

Note: STF is State Transit Funding, which is operating assistance provided for transit purposes.

Go COMO		Funding	Fiscal Year				TOTALS
Project			2022	2023	2024	2025	
Low Emission No Emission Grant		ENG					
State #		State					
TIP #	2018-20	Local					
Description:	Three (3) 30 ft Electric buses and ancillary equipment, project management, and electrical service relocation.	Other					
		Federal					
		State					
		Local					
		Other					
Federal Source Agency	FTA	Federal	\$1,712,300				\$1,712,300
Federal Funding Category	Section 5339	State					
State Funding Category		Local	\$336,200				\$336,200
Work or Fund Category	CON	Other					
Total Project Cost	\$2,048,500						
Local Funding - 1/2 cent transportation sales tax		TOTAL	\$2,048,500	\$0	\$0	\$0	\$2,048,500

Go COMO		Funding	Fiscal Year					
			2022	2023	2024	2025	TOTALS	
Project	Bus Replacement FY 2013 - 5339	ENG	Federal					
State #			State					
TIP #	2018-21		Local					
			Other					
Description:	One (1) 30 ft electric bus and ancillary equipment.	ROW	Federal					
			State					
			Local					
			Other					
Federal Source Agency	FTA	CON	Federal	\$360,000			\$360,000	
Federal Funding Category	Section 5339		State					
State Funding Category			Local	\$90,000			\$90,000	
Work or Fund Category	CON		Other					
Total Project Cost	\$450,000							
Local Funding - 1/2 cent transportation sales tax			TOTAL	\$450,000	\$0	\$0	\$0	\$450,000

Go COMO		Funding	Fiscal Year					
			2022	2023	2024	2025	TOTALS	
Project	Bus and Van Replacement FY 2014-17 5339	ENG	Federal					
State #			State					
TIP #	2018-22		Local					
			Other					
Description:	One (1) 40 ft CNG Bus, six (6) cutaway vans and ancillary equipment.	ROW	Federal					
			State					
			Local					
			Other					
Federal Source Agency	FTA	CON	Federal	\$798,184			\$798,184	
Federal Funding Category	Section 5339		State					
State Funding Category			Local	\$140,856			\$140,856	
Work or Fund Category	CON		Other					
Total Project Cost	\$939,040							
Local Funding - 1/2 cent transportation sales tax			TOTAL	\$939,040	\$0	\$0	\$0	\$939,040

Go COMO		Funding	Fiscal Year					
			2022	2023	2024	2025	TOTALS	
Project	Capital Purchases - Grant No. 1825-2021-1	ENG	Federal					
State #			State					
TIP #	2020-27		Local					
			Other					
Description:	Purchase of one 35' Gillig CNG bus, three Paratransit vans in FY 21, five 35' Gillig CNG buses in FY 22	ROW	Federal					
			State					
			Local					
			Other					
Federal Source Agency	FTA	CON	Federal	\$2,481,314			\$2,481,314	
Federal Funding Category	Section 5307		State					
State Funding Category			Local	\$437,879			\$437,879	
Work or Fund Category	CON		Other					
Total Project Cost	\$6,505,074							
Includes 15% local match from 1/2 cent transportation sales tax funds			TOTAL	\$2,919,193	\$0	\$0	\$0	\$2,919,193

Go COMO		Funding	Fiscal Year					
			2022	2023	2024	2025	TOTALS	
Project	2020 Allocation of 5339 Statewide Funds	ENG	Federal					
State #			State					
TIP #	2020-29		Local					
Description:	Purchase of one 35' Gillig, seven paratransit vans, and the fourth of 30' BYD electric buses		Other					
		ROW	Federal					
			State					
			Local					
			Other					
Federal Source Agency	FTA	CON	Federal	\$1,364,599			\$1,364,599	
Federal Funding Category	Section 5339		State					
State Funding Category			Local	\$341,150			\$341,150	
Work or Fund Category	CON		Other					
Total Project Cost	\$1,705,749							
MO-2020-021-00 FFY 2018-2020, \$1,364,599 in federal funds, local funding - 1/2 cent t-sales tax								
			TOTAL	\$1,705,749	\$0	\$0	\$0	\$1,705,749

Alternative Community Training			Funding	Fiscal Year				
				2022	2023	2024	2025	TOTALS
Project	Purchase of four lift-equipped mini-vans	ENG	Federal					
State #			State					
TIP #	2017-22		Local					
Description:	Purchase of four (4) lift-equipped mini-vans to provide regular transport for ACT Day Program over four fiscal years	ROW	Other					
			Federal					
			State					
			Local					
			Other					
Federal Source Agency	FTA	CON	Federal	\$28,800	\$28,800	\$28,800	\$28,800	\$115,200
Federal Funding Category	Section 5310		State					
State Funding Category			Local	\$7,200	\$7,200	\$7,200	\$7,200	\$28,800
Work or Fund Category	CON		Other					
Total Project Cost	\$144,000							
			TOTAL	\$36,000	\$36,000	\$36,000	\$36,000	\$144,000

OATS, Inc.		Funding	Fiscal Year					
			2022	2023	2024	2025	TOTALS	
Project	Purchase of lift-equipped vehicles	ENG	Federal					
			State					
State #			Local					
TIP #	2017-23		Other					
Description:	Purchase of lift-equipped vehicles for service in CATSO MPA	ROW	Federal					
			State					
			Local					
			Other					
Federal Source Agency	FTA	CON	Federal	\$0	\$0	\$0	\$0	\$0
Federal Funding Category	Section 5310		State					
State Funding Category			Local	\$0	\$0	\$0	\$0	\$0
Work or Fund Category	CON		Other					
Total Project Cost	NA							
Other Funding - OATS, Inc.			TOTAL	\$0	\$0	\$0	\$0	\$0

OATS, Inc.		Funding	Fiscal Year				
			2022	2023	2024	2025	TOTALS
Project	Elderly & Disabled & beyond ADA	ENG	Federal				
State #			State				
TIP #	2017-26		Local				
			Other				
Description:	Section 5310 funding for transportation	ROW	Federal				
			State				
			Local				
			Other				
Federal Source Agency	FTA	CON	Federal	\$135,000	\$140,000	\$140,000	\$555,000
Federal Funding Category	Section 5310		State	\$1,000	\$1,000	\$1,000	\$4,000
State Funding Category			Local				
Work or Fund Category			Other	\$134,000	\$139,000	\$139,000	\$551,000
Total Project Cost	\$1,020,000						
Other Funding - OATS, Inc.			TOTAL	\$270,000	\$280,000	\$280,000	\$1,110,000

OATS, Inc.		Funding	Fiscal Year					
			2022	2023	2024	2025	TOTALS	
Project	Bus and Bus Facilities	ENG	Federal					
State #			State					
TIP #			Local					
Description:			Other					
	Purchase of one lift-equipped vehicle	ROW	Federal					
			State					
			Local					
			Other					
Federal Source Agency	FTA	CON	Federal	\$0	\$56,000	\$56,000	\$0	\$112,000
Federal Funding Category	Section 5339		State					
State Funding Category			Local	\$0	\$14,000	\$14,000	\$0	\$28,000
Work or Fund Category			Other					
Total Project Cost	\$116,768							
			TOTAL	\$0	\$70,000	\$70,000	\$0	\$140,000

OATS, Inc.			Funding	Fiscal Year				
				2022	2023	2024	2025	TOTALS
Project	Funding for general public transportation in rural Boone County	ENG	Federal					
State #			State					
TIP #	2015-22		Local					
Description:	Section 5311 funding for unincorporated Boone County, all service operates from base in MPA		Other					
		ROW	Federal					
			State					
			Local					
			Other					
Federal Source Agency	FTA	CON	Federal	\$60,000	\$60,000	\$60,000	\$60,000	\$240,000
Federal Funding Category	Section 5311		State	\$2,000	\$2,000	\$2,000	\$2,000	\$8,000
State Funding Category			Local					\$0
Work or Fund Category	CON		Other	\$58,000	\$58,000	\$58,000	\$58,000	\$232,000
Total Project Cost	\$476,000							
Other Funding - OATS, Inc.			TOTAL	\$120,000	\$120,000	\$120,000	\$120,000	\$480,000



Transit Financial Summary						
Agencies	Source	2022	2023	2024	2025	TOTALS
Go COMO; OATS, Inc.; ACT	Federal	\$9,540,197	\$2,884,800	\$2,884,800	\$2,828,800	\$18,138,597
	State	\$35,000	\$35,000	\$35,000	\$35,000	\$140,000
	Local	\$6,242,718	\$5,057,316	\$5,208,399	\$5,350,015	\$21,858,449
	Other	\$192,000	\$197,000	\$197,000	\$197,000	\$783,000
Total		\$16,009,915	\$8,174,116	\$8,325,199	\$8,410,815	\$40,920,046

Note: FTA capital funding availability is subject to Congressional action or selection as part of the FTA rating process

Note: Total FTA funding by year/category is as follows:

Federal Funding by Category	2022	2023	2024	2025	TOTAL
Section 5307 Operating	\$2,600,000	\$2,600,000	\$2,600,000	\$2,600,000	\$10,400,000
Section 5307 Capital	\$2,481,314	\$0	\$0	\$0	\$2,481,314
Section 5339 Capital	\$4,235,083	\$56,000	\$56,000	\$0	\$4,347,083
Section 5310 Operating	\$135,000	\$140,000	\$140,000	\$140,000	\$555,000
Section 5310 Capital	\$28,800	\$28,800	\$28,800	\$28,800	\$115,200
Section 5311 Operating	\$60,000	\$60,000	\$60,000	\$60,000	\$240,000
CARES Act Funding					\$0
<b>Total</b>	\$9,540,197	\$2,884,800	\$2,884,800	\$2,828,800	\$18,138,597

FINANCIAL PLAN/SUMMARY      MoDOT

Funding Source		2022			2023			2024			2025			TOTAL		
		Federal \$	Other \$	Total \$	Federal \$	Other \$	Total \$	Federal \$	Other \$	Total \$	Federal \$	Other \$	Total \$	Federal \$	Other \$	Total \$
MoDOT Construction & Payment Projects	ANTICIPATED	\$16,161,400	\$31,298,500	\$47,459,900	\$15,428,300	\$8,280,500	\$23,708,800	\$34,694,200	\$9,148,000	\$43,842,200	\$227,200	\$6,632,600	\$6,859,800	\$66,511,100	\$55,359,600	\$121,870,700
	PROGRAMMED	\$16,161,400	\$31,298,500	\$47,459,900	\$15,428,300	\$8,280,500	\$23,708,800	\$34,694,200	\$9,148,000	\$43,842,200	\$227,200	\$6,632,600	\$6,859,800	\$66,511,100	\$55,359,600	\$121,870,700
MoDOT Scoping	ANTICIPATED	\$1,251,000	\$150,000	\$1,401,000	\$2,741,000	\$310,000	\$3,051,000	\$800	\$200	\$1,000	\$0	\$0	\$0	\$3,992,800	\$460,200	\$4,453,000
	PROGRAMMED	\$1,251,000	\$150,000	\$1,401,000	\$2,741,000	\$310,000	\$3,051,000	\$800	\$200	\$1,000	\$0	\$0	\$0	\$3,992,800	\$460,200	\$4,453,000
TOTALS ALL	ANTICIPATED	\$17,412,400	\$31,448,500	\$48,860,900	\$18,169,300	\$8,590,500	\$26,759,800	\$34,695,000	\$9,148,200	\$43,843,200	\$227,200	\$6,632,600	\$6,859,800	\$70,503,900	\$55,819,800	\$126,323,700
	PROGRAMMED	\$17,412,400	\$31,448,500	\$48,860,900	\$18,169,300	\$8,590,500	\$26,759,800	\$34,695,000	\$9,148,200	\$43,843,200	\$227,200	\$6,632,600	\$6,859,800	\$70,503,900	\$55,819,800	\$126,323,700

COLUMBIA MPA, 2021

Project Selection Process:

Note 1: Federal funding is from Federal Highway Administration (FHWA).  
Note 2: Other \$ funding is from MoDOT and local sources.

FINANCIAL PLAN/SUMMARY Boone County Streets

Fiscal Year		2020			2021			2022			2023			TOTAL		
Funding Source		Federal \$	Other \$	Total \$	Federal \$	Other \$	Total \$	Federal \$	Other \$	Total \$	Federal \$	Other \$	Total \$	Federal \$	Other \$	Total \$
Boone County FHWA	ANTICIPATED PROGRAMMED	\$0	\$0	\$0	\$0	\$0	\$0	\$0	\$0	\$0	\$0	\$0	\$0	\$0	\$0	\$0
		\$0	\$0	\$0	\$0	\$0	\$0	\$0	\$0	\$0	\$0	\$0	\$0	\$0	\$0	\$0
Boone County	ANTICIPATED PROGRAMMED	\$0	\$0	\$0	\$0	\$0	\$0	\$0	\$0	\$0	\$0	\$0	\$0	\$0	\$0	\$0
		\$0	\$0	\$0	\$0	\$0	\$0	\$0	\$0	\$0	\$0	\$0	\$0	\$0	\$0	\$0
TOTALS ALL	ANTICIPATED PROGRAMMED	\$0	\$0	\$0	\$0	\$0	\$0	\$0	\$0	\$0	\$0	\$0	\$0	\$0	\$0	\$0
		\$0	\$0	\$0	\$0	\$0	\$0	\$0	\$0	\$0	\$0	\$0	\$0	\$0	\$0	\$0

COLUMBIA MPA, 2021 - No projects are currently programmed for the scope period

Project Selection Process:  
County project selection is done by Boone County Public Works and the Boone County Commission.

Note: As federal funding for county projects is not consistent, no assumptions are made for federal fund availability.

FINANCIAL PLAN/SUMMARY

Columbia Streets

Fiscal Year		2022			2023			2024			2025			TOTAL		
Funding Source		Federal \$	Other \$	Total \$	Federal \$	Other \$	Total \$	Federal \$	Other \$	Total \$	Federal \$	Other \$	Total \$	Federal \$	Other \$	Total \$
City of Columbia	ANTICIPATED	\$0	\$4,782,148	\$4,782,148	\$0	\$7,333,086	\$7,333,086	\$0	\$3,671,969	\$3,671,969	\$0	\$4,418,828	\$4,418,828	\$0	\$20,206,031	\$20,206,031
	PROGRAMMED	\$0	\$4,782,148	\$4,782,148	\$0	\$7,333,086	\$7,333,086	\$0	\$3,671,969	\$3,671,969	\$0	\$4,418,828	\$4,418,828	\$0	\$20,206,031	\$20,206,031
City of Columbia FHWA_BRM	ANTICIPATED	\$0	\$0	\$0	\$0	\$0	\$0	\$0	\$0	\$0	\$0	\$0	\$0	\$0	\$0	\$0
	PROGRAMMED	\$0	\$0	\$0	\$0	\$0	\$0	\$0	\$0	\$0	\$0	\$0	\$0	\$0	\$0	\$0
<b>TOTALS</b>	<b>ANTICIPATED</b>	\$0	\$4,782,148	\$4,782,148	\$0	\$7,333,086	\$7,333,086	\$0	\$3,671,969	\$3,671,969	\$0	\$4,418,828	\$4,418,828	\$0	\$20,206,031	\$20,206,031
<b>ALL</b>	<b>PROGRAMMED</b>	\$0	\$4,782,148	\$4,782,148	\$0	\$7,333,086	\$7,333,086	\$0	\$3,671,969	\$3,671,969	\$0	\$4,418,828	\$4,418,828	\$0	\$20,206,031	\$20,206,031

COLUMBIA MPA, 2021

Project Selection Process:

City project selection is done by the City of Columbia Public Works Department and the City Council.

Note 1: Federal funding is from Federal Highway Administration (FHWA).

FINANCIAL PLAN/SUMMARY      Columbia Sidewalks

Fiscal Year		2022			2023			2024			2025			TOTAL		
Funding Source		Federal \$	Other \$	Total \$	Federal \$	Other \$	Total \$	Federal \$	Other \$	Total \$	Federal \$	Other \$	Total \$	Federal \$	Other \$	Total \$
City of Columbia Transportation Alternatives	ANTICIPATED PROGRAMMED	\$0	\$0	\$0	\$0	\$0	\$0	\$0	\$0	\$0	\$0	\$0	\$0	\$0	\$0	\$0
		\$0	\$0	\$0	\$0	\$0	\$0	\$0	\$0	\$0	\$0	\$0	\$0	\$0	\$0	\$0
City of Columbia	ANTICIPATED PROGRAMMED	\$0	\$519,379	\$519,379	\$0	\$714,410	\$714,410	\$0	\$0	\$0	\$0	\$0	\$0	\$0	\$1,233,789	\$1,233,789
		\$0	\$519,379	\$519,379	\$0	\$714,410	\$714,410	\$0	\$0	\$0	\$0	\$0	\$0	\$0	\$1,233,789	\$1,233,789
<b>TOTALS ALL</b>	<b>ANTICIPATED PROGRAMMED</b>	\$0	\$519,379	\$519,379	\$0	\$714,410	\$714,410	\$0	\$0	\$0	\$0	\$0	\$0	\$0	\$1,233,789	\$1,233,789
		\$0	\$519,379	\$519,379	\$0	\$714,410	\$714,410	\$0	\$0	\$0	\$0	\$0	\$0	\$0	\$1,233,789	\$1,233,789

COLUMBIA MPA, 2021

Project Selection Process:

City project selection is done by City of Columbia Public Works and the City Council.

FINANCIAL PLAN/SUMMARY

City of Columbia GetAbout Columbia  
(Non-Motorized Pilot Program)

Fiscal Year		2020			2021			2021			2022			TOTAL		
Funding Source		Federal \$	Other \$	Total \$	Federal \$	Other \$	Total \$	Federal \$	Other \$	Total \$	Federal \$	Other \$	Total \$	Federal \$	Other \$	Total \$
City of Columbia	ANTICIPATED	\$0	\$0	\$0	\$0	\$0	\$0	\$0	\$0	\$0	\$0	\$0	\$0	\$0	\$0	\$0
	PROGRAMMED	\$0	\$0	\$0	\$0	\$0	\$0	\$0	\$0	\$0	\$0	\$0	\$0	\$0	\$0	\$0
TOTALS ALL	ANTICIPATED	\$0	\$0	\$0	\$0	\$0	\$0	\$0	\$0	\$0	\$0	\$0	\$0	\$0	\$0	\$0
	PROGRAMMED	\$0	\$0	\$0	\$0	\$0	\$0	\$0	\$0	\$0	\$0	\$0	\$0	\$0	\$0	\$0

COLUMBIA MPA, 2021

Project Selection Process: City project selection is done by City of Columbia Public Works and the City Council.

Note: Federal funding is from Federal Highway Administration (FHWA) Non-Motorized Pilot Program from SAFETEA-LU Act of 2005.

FINANCIAL PLAN/SUMMARY      Rail-Highway

Fiscal Year		2022			2023			2024			2025			TOTAL		
Funding Source		Federal \$	Other \$	Total \$	Federal \$	Other \$	Total \$	Federal \$	Other \$	Total \$	Federal \$	Other \$	Total \$	Federal \$	Other \$	Total \$
City of Columbia (COLT RR)	ANTICIPATED PROGRAMMED	\$200,000	\$50,000	\$250,000	\$0	\$0	\$0	\$0	\$0	\$0	\$0	\$0	\$0	\$200,000	\$50,000	\$250,000
		\$200,000	\$50,000	\$250,000	\$0	\$0	\$0	\$0	\$0	\$0	\$0	\$0	\$0	\$200,000	\$50,000	\$250,000
	ANTICIPATED PROGRAMMED	\$0	\$0	\$0	\$0	\$0	\$0	\$0	\$0	\$0	\$0	\$0	\$0	\$0	\$0	\$0
		\$0	\$0	\$0	\$0	\$0	\$0	\$0	\$0	\$0	\$0	\$0	\$0	\$0	\$0	\$0
TOTALS ALL	ANTICIPATED PROGRAMMED	\$200,000	\$50,000	\$250,000	\$0	\$0	\$0	\$0	\$0	\$0	\$0	\$0	\$0	\$200,000	\$50,000	\$250,000
		\$200,000	\$50,000	\$250,000	\$0	\$0	\$0	\$0	\$0	\$0	\$0	\$0	\$0	\$200,000	\$50,000	\$250,000

COLUMBIA MPA, 2021

Project Selection Process:  
City project selection is done by City of Columbia Water & Light Department, and the City Council.

## FINANCIAL PLAN/SUMMARY

## Transit

Fiscal Year		2022			2023			2024			2025			TOTAL		
Funding Source		Federal \$	Other \$	Total \$	Federal \$	Other \$	Total \$	Federal \$	Other \$	Total \$	Federal \$	Other \$	Total \$	Federal \$	Other \$	Total \$
Alternative Community Training (ACT) (Section 5310 funds)	ANTICIPATED	\$28,800	\$7,200	\$36,000	\$28,800	\$7,200	\$36,000	\$28,800	\$7,200	\$36,000	\$28,800	\$7,200	\$36,000	\$115,200	\$28,800	\$144,000
	PROGRAMMED	\$28,800	\$7,200	\$36,000	\$28,800	\$7,200	\$36,000	\$28,800	\$7,200	\$36,000	\$28,800	\$7,200	\$36,000	\$115,200	\$28,800	\$144,000
OATS, Inc. (Section 5310 operating funds)	ANTICIPATED	\$135,000	\$135,000	\$270,000	\$140,000	\$140,000	\$280,000	\$140,000	\$140,000	\$280,000	\$140,000	\$140,000	\$280,000	\$555,000	\$555,000	\$1,110,000
	PROGRAMMED	\$135,000	\$135,000	\$270,000	\$140,000	\$140,000	\$280,000	\$140,000	\$140,000	\$280,000	\$140,000	\$140,000	\$280,000	\$555,000	\$555,000	\$1,110,000
OATS, Inc. (Section 5311 operating funds)	ANTICIPATED	\$60,000	\$60,000	\$120,000	\$60,000	\$60,000	\$120,000	\$60,000	\$60,000	\$120,000	\$60,000	\$60,000	\$120,000	\$240,000	\$240,000	\$480,000
	PROGRAMMED	\$60,000	\$60,000	\$120,000	\$60,000	\$60,000	\$120,000	\$60,000	\$60,000	\$120,000	\$60,000	\$60,000	\$120,000	\$240,000	\$240,000	\$480,000
OATS, Inc. (Section 5310 capital funds)	ANTICIPATED	\$0	\$0	\$0	\$0	\$0	\$0	\$0	\$0	\$0	\$0	\$0	\$0	\$0	\$0	\$0
	PROGRAMMED	\$0	\$0	\$0	\$0	\$0	\$0	\$0	\$0	\$0	\$0	\$0	\$0	\$0	\$0	\$0
OATS, Inc. (Section 5339 capital)	ANTICIPATED	\$0	\$0	\$0	\$56,000	\$14,000	\$70,000	\$56,000	\$14,000	\$70,000	\$0	\$0	\$0	\$112,000	\$28,000	\$140,000
	PROGRAMMED	\$0	\$0	\$0	\$56,000	\$14,000	\$70,000	\$56,000	\$14,000	\$70,000	\$0	\$0	\$0	\$112,000	\$28,000	\$140,000
City of Columbia (Section 5307 funds)	ANTICIPATED	\$2,600,000	\$4,921,433	\$7,521,433	\$2,600,000	\$5,068,116	\$7,668,116	\$2,600,000	\$5,219,199	\$7,819,199	\$2,600,000	\$5,374,815	\$7,974,815	\$10,400,000	\$20,583,563	\$30,983,563
	PROGRAMMED	\$2,600,000	\$4,921,433	\$7,521,433	\$2,600,000	\$5,068,116	\$7,668,116	\$2,600,000	\$5,219,199	\$7,819,199	\$2,600,000	\$5,374,815	\$7,974,815	\$10,400,000	\$20,583,563	\$30,983,563
City of Columbia (Go COMO)	ANTICIPATED	\$4,235,083	\$908,206	\$5,143,289	\$0	\$0	\$0	\$0	\$0	\$0	\$0	\$0	\$0	\$4,235,083	\$908,206	\$5,143,289
(FTA Section 5339 capital)	PROGRAMMED	\$4,235,083	\$908,206	\$5,143,289	\$0	\$0	\$0	\$0	\$0	\$0	\$0	\$0	\$0	\$4,235,083	\$908,206	\$5,143,289
City of Columbia (Go COMO)	ANTICIPATED	\$2,481,314	\$437,879	\$2,919,193	\$0	\$0	\$0	\$0	\$0	\$0	\$0	\$0	\$0	\$2,481,314	\$437,879	\$2,919,193
(FTA Section 5307 capital)	PROGRAMMED	\$2,481,314	\$437,879	\$2,919,193	\$0	\$0	\$0	\$0	\$0	\$0	\$0	\$0	\$0	\$2,481,314	\$437,879	\$2,919,193
<b>TOTALS</b>	<b>ANTICIPATED</b>	\$9,540,197	\$6,469,718	\$16,009,915	\$2,884,800	\$5,289,316	\$8,174,116	\$2,884,800	\$5,440,399	\$8,325,199	\$2,828,800	\$5,582,015	\$8,410,815	\$18,138,597	\$22,781,448	\$40,920,045
<b>ALL</b>	<b>PROGRAMMED</b>	\$9,540,197	\$6,469,718	\$16,009,915	\$2,884,800	\$5,289,316	\$8,174,116	\$2,884,800	\$5,440,399	\$8,325,199	\$2,828,800	\$5,582,015	\$8,410,815	\$18,138,597	\$22,781,448	\$40,920,045

COLUMBIA MPA, 2021

## Project Selection Process:

City project selection is done by the City of Columbia Public Works Department and the City Council.

Note 1: Federal funding is from Federal Transit Administration (FTA).

Note 2: Operating assistance funding for Go COMO includes a total of \$128,000 from MoDOT sources in addition to federal &amp; local sources.



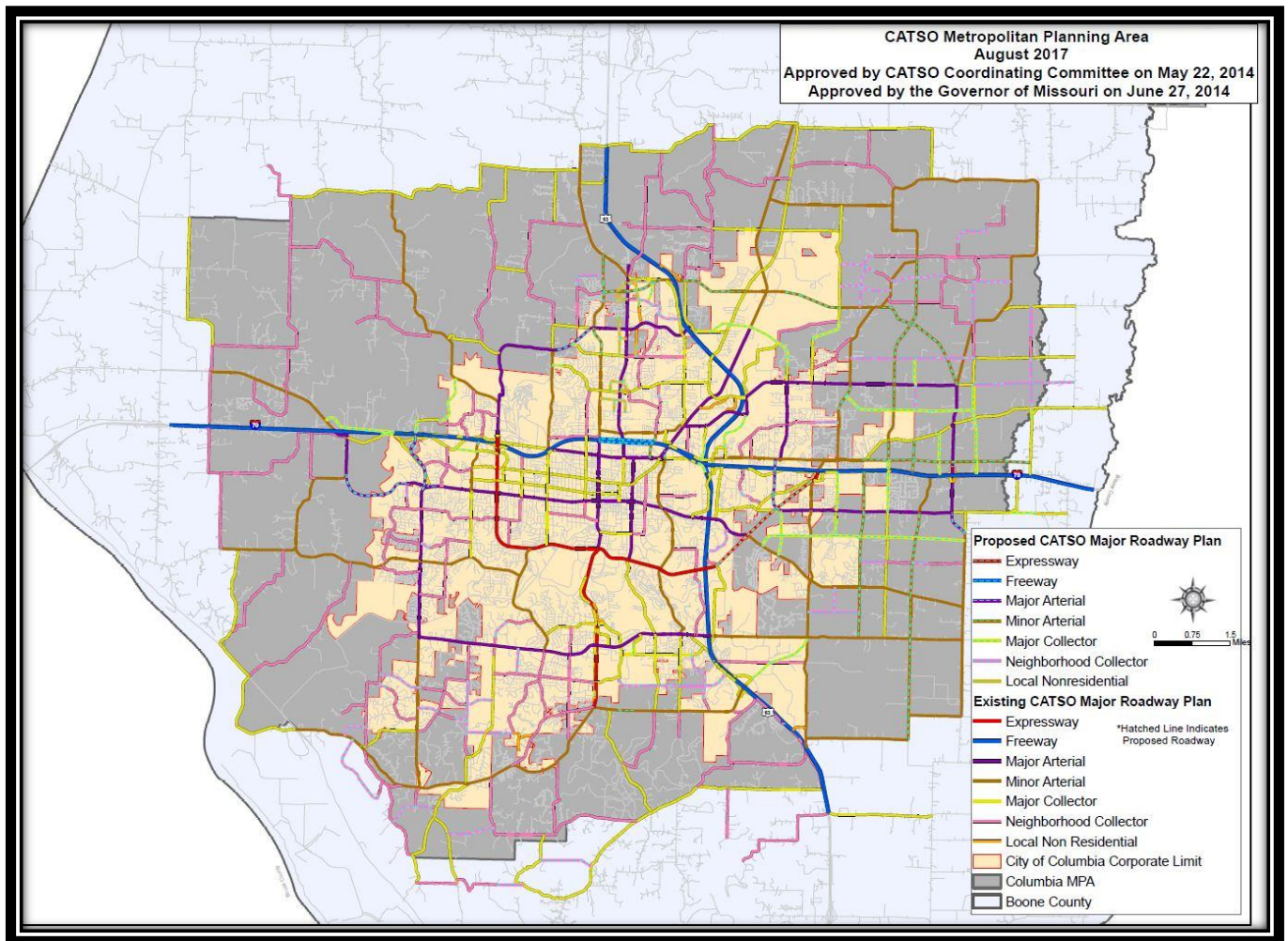
<b>Total Financial Summary FY 2022-2025 TIP Programmed Projects</b>	<b>Federal \$</b>	<b>Local \$</b>	<b>Total \$</b>
<i>Capital Projects</i>			
MoDOT Roadways	\$66,511,100	\$55,359,600	\$121,870,700
MoDOT Scoping	\$3,992,800	\$460,200	\$4,453,000
Boone County	\$0	\$0	\$0
Columbia Streets	\$0	\$20,206,031	\$20,206,031
Columbia Sidewalks	\$0	\$1,233,789	\$1,233,789
Get About (Non-Motorized)	\$0	\$0	\$0
Rail-Highway	\$200,000	\$50,000	\$250,000
Transit	\$18,138,597	\$22,781,448	\$40,920,045
<i>Total Capital Project Funding</i>	\$88,842,497	\$100,091,068	\$188,933,565
<i>Total Maintenance (Fed-aid system)</i>	\$0	\$14,817,165	\$14,817,165
<i>Total Programmed</i>	\$88,842,497	\$114,908,233	\$203,750,730
<i>Total Revenue</i>	\$88,922,497	\$206,147,348	\$295,069,845
<i>Funds Remaining*</i>	\$80,000	\$91,239,115	\$91,319,115

\*Note: the remaining local funds are used for a variety of other transportation related responsibilities which the City and County must meet. Primarily this is maintenance and related expenses for the existing roadway system.

# Appendices

## FY 2022-2025 CATSO Transportation Improvement Program

## APPENDIX A



(THIS PAGE LEFT BLANK)

## **APPENDIX B**

### ***EXPLANATION OF ABBREVIATIONS & ACRONYMS USED IN THIS DOCUMENT***

CATSO	Columbia Area Transportation Study Organization
CDBG	Community Development Block Grant
CON	Construction
ENG	Engineering
FAST Act	Fixing America's Surface Transportation Act
FHWA	Federal Highway Administration
FTA	Federal Transit Administration
FY	Fiscal Year
IM	Interstate Maintenance Program (Federal-aid highway program funding category)
MAP-21	Moving Ahead for Progress in the 21 <sup>st</sup> Century
MoDOT	Missouri Department of Transportation
MPA	Metropolitan Planning Area
MPO	Metropolitan Planning Organization
NHPP	National Highway Performance Program
NHFP	National Highway Freight Program
NMTPP	Non-Motorized Transportation Pilot Program
NHS	National Highway System
OATS	Organized Alternative Transit System, Inc.
ONEDOT	FHWA & FTA referred to collectively.
ROW	Right-of-Way
STBG	Surface Transportation Block Grant Program
STF	State Transit Funds
STIP	State Transportation Improvement Program
TAP	Transportation Alternatives Program (formerly Enhancements)
TEAP	Traffic Engineering Assistance Program
TIP	Transportation Improvement Program

## APPENDIX C

### Funding Sources and Descriptions

#### ***Federal***

The Federal government allocates highway Trust funds collected from gasoline and other federal transportation related taxes to major Transportation Programs administered by the Federal Highway Administration and the Federal Transit Administration.

On December 4, 2015, President Obama signed into law The Fixing America's Surface Transportation Act (FAST Act), which authorizes the federal surface transportation programs for highways, highway safety, transit and rail for the five-year period from 2016 through 2020.

The following is a list of some of the federal transportation programs in which funding is available.

#### **Major Federal-Aid Highway Programs Under FAST Act**

- **STBG** – Surface Transportation Block Grant Program – This is one of several categories of federal transportation funds and can be used for road, bridge or other improvements. Prior to the FAST Act, this program was known as the Surface Transportation Program.
- **National Highway Performance Program (NHPP)** – The new National Highway Performance Program provides funding for construction and maintenance projects located on the newly expanded National Highway System (NHS) – which includes the entire Interstate system and all other highways classified as principal arterials. Federal share of funded projects is generally 80%, with a 90% share for Interstate routes, though it reverts to 80% if single occupancy vehicle capacity is being added.
- **NHFP** – National Highway Freight Program – This program was created with the FAST Act, and provides funding for projects included in the State Freight Plan.
- **Interstate Maintenance (IM)** – Resurfacing, restoring, and rehabilitating routes on the interstate highway system, but no new capacity except HOV or auxiliary lanes in nonattainment areas. Federal share of funded projects – 90% (80% for added capacity in attainment areas.)
- **Bridge Replacement and Rehabilitation** – Replacement and rehabilitation of any public bridge. Federal share of funded projects – 80%.
- **Transportation Alternative Funds** – A range of projects including pedestrian and bicycle facilities, renovation of historic buildings, and streetscape enhancements. Alternatives program portion of STP program set aside for such projects as sidewalks and bicycle trails. Federal share of funded projects – 80%.
- **Consolidated Planning Grant (CPG) Funds** – All planning activities are eligible (e.g. transportation modeling, air quality analysis, public outreach). Includes money from both FHWA and FTA. Federal participation is 80% unless the Secretary determines that changing this contribution level is warranted.

- **Non-Motorized Transportation Pilot Program (NMTTP)** – Funds disbursed to the City of Columbia as part of the NMTTP authorized by the SAFETEA-LU legislation of 2005 – total of twenty-two (22) million is available to improve the pedestrian and bicycle transportation system. Federal share of funded projects – 100%. This program is now complete.

### *City of Columbia*

**Capital Improvements Sales Tax** - Funds generated from the 1/4 Cent Capital Improvement Sales tax issue passed by voters in 2006.

**CDBG** Community Development Block Grant - Federal Entitlement Grant Program (annual) administered by U.S. Department of Housing and Urban Development, 100% grant requires no matching local funds.

**Co rd tax reb** County Rebate Funds - Funds received by Columbia from Boone County for maintenance/improvement to roads under City jurisdiction after annexations.

**Development fee** - A fee assessed at the time a building permit is issued for new construction, at a rate of \$0.50 per square foot of total floor area. Revenue gained from this is used for construction of collector and arterial streets.

**FTA** Federal Transit Administration Capital Grant - Grant for transit related capital projects. 80% Federal; 20% Local funding.

**Gen Fd/PI** General Fund/Public Improvement - Local funds generated through the sales tax.

**Non - Motorized Transportation Pilot Program** -federal grant received to be used for non-motorized transportation projects (Sidewalks, trails, bicycle paths etc.).

**Tax Bills** - Charges, on a per lineal foot basis, assessed to property owners abutting new roads, or roads undergoing major improvements, for the improvements to their property. Charges based on benefit to property as determined by City Council.

**Transp S Tax** Transportation Sales Tax - 1/2 cent sales tax authorized by the voters for transportation purposes.

## APPENDIX D

### *Public Participation*

The proposed FY 2022-2025 TIP was formally considered for adoption at the August 26, 2021 CATSO Coordinating Committee meeting after a public hearing. No one from the public spoke at the public hearing. The proposed TIP was given approval by the Coordinating Committee

A public notice notifying the public of this public hearing and meeting was placed on the CATSO section of the City of Columbia website in July, 2021. The notice gave emphasis to the public hearing aspect of the meeting, including the consideration of the draft FY 2022-2025 TIP.

The CATSO Public Participation Plan, adopted by the CATSO Coordinating Committee on December 4, 2014, may be found at the Daniel Boone Regional Library, 100 West Broadway, Columbia, MO; City of Columbia Community Development Department, 701 East Broadway, Columbia, MO and at the City of Columbia's website:

<https://www.como.gov/wp-content/uploads/2020/10/Approved-CATSO-PPP-12-4-14.pdf>



**Columbia Area Transportation  
Study Organization  
METROPOLITAN TRANSPORTATION PLANNING PROCESS  
CERTIFICATION**

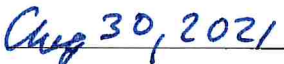
In accordance with 23 CFR 450.334, the Columbia Area Transportation Study Organization which is the Metropolitan Planning Organization for the Columbia, Missouri Urbanized Area, the Missouri Department of Transportation hereby certifies that the transportation planning process is addressing major issues in the metropolitan planning area and is being conducted in accordance with all applicable requirements of:

- I. 23 U.S.C. 134, 49 U.S.C. 5303, and this subpart;
- II. In non-attainment and maintenance areas, sections 174 and 176 (c) and (d) of the Clean Air Act, as amended (42 U.S.C. 7504, 7506 (c) and (d)) and 40 CFR part 93;
- III. Title VI of the Civil Rights Act of 1964, as amended (42 U.S.C. 2000d-1) and 49 CFR part 21;
- IV. 49 U.S.C. 5332, prohibiting discrimination on the bases of race, color, creed, national origin, sex, or age in employment or business opportunity;
- V. Section 1101(b) of the FAST Act (Pub. L. 114-94) and 49 CFR part 26 regarding the involvement of disadvantaged business enterprises in USDOT funded projects;
- VI. 23 CFR part 230, regarding the implementation of an equal employment opportunity program on Federal and Federal-aid highway construction contracts;
- VII. The provisions of the Americans with Disabilities Act of 1990(42 U.S.C. 12101 et seq.) and 49 CFR parts 27, 37, and 38;
- VIII. The Older Americans Act, as amended (42 U.S.C. 6101), prohibiting discrimination on the basis of age in programs or activities receiving Federal financial-aid assistance;
- IX. Section 324 of title 23 U.S.C. regarding the prohibition of discrimination based on gender; and
- X. Section 504 of the Rehabilitation Act of 1973 (29 U.S.C. 794) and 49 CFR part 27 regarding discrimination against individuals with disabilities.

I further certify that I am aware of what this certification represents and have been briefed accordingly.

  
Signature

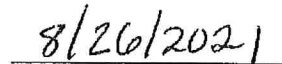
John Glascock  
Chair  
Columbia Area  
Transportation Study  
Organization



Date

  
Signature

Machel Watkins  
District Engineer  
Missouri Department of  
Transportation



Date