



**U.S. Department of Transportation**

Federal Transit Administration  
901 Locust Street, Room 404  
Kansas City, MO 64106  
816-329-3920  
816-329-3921 (fax)

Federal Highway Administration  
3220 W. Edgewood, Suite H  
Jefferson City, MO 65109  
573-636-7104  
573-636-9283 (fax)

September 25, 2012

Mr. Kevin Keith, Director  
Missouri Department of Transportation  
P.O. Box 270  
Jefferson City, Missouri 65102

RE: FTA/FHWA Approval of Amendment to the Missouri FY 2013-2017 STIP to incorporate the Columbia Area Transportation Organization (CATSO) FY 2013-2016 Transportation Improvement Program (TIP) and the CATSO and MoDOT's Annual Self Certification

Dear Mr. Keith:

As requested in your letter dated September 21, 2012, the Federal Highway Administration (FHWA) and the Federal Transit Administration (FTA) have reviewed the requested amendment to the FY 2013-2017 Missouri State Transportation Improvement Program (STIP) to include the Columbia Area Transportation Organization (CATSO), FY 2013-2016 Transportation Improvement Program (TIP) for the Columbia, Missouri metropolitan planning area. This TIP includes transit, street, highway, enhancement, and aviation projects. The CATSO Coordinating Committee approved the TIP on August 23, 2012. The Missouri Governor approved the TIP on September 20, 2012.

In accordance with 23 CFR 450.220(b) and 450.330(a) and (b), we have determined that this STIP amendment is based on a transportation planning process that substantially meets the requirements of 23 CFR 450 and 49 CFR 613. Based on our review, the STIP amendment request is approved.

Please be advised that the Columbia metropolitan area TIP includes a number of transit projects that are programmed to utilize Section 5309 discretionary funds. Since the availability of discretionary funding is uncertain the transit providers may need to explore other sources of funding if discretionary funding is not realized.

The CATSO's FY 2013-2016 TIP includes the CATSO and MoDOT's Annual Self Certification of the Columbia metropolitan planning area planning process as required under 23 CFR 450.334. Based on our 2010 Planning Process Review, our planning work product reviews and monitoring activities throughout the year, we concur that the MPO's planning process meets all applicable Federal requirements outlined in the executed annual self-certification statement.

If you have any questions or need additional information, please contact Mark Bechtel, FTA, at (816) 329-3937 or Brad McMahon, FHWA, at (573) 638-2609.

Sincerely,

Mokhtee Ahmad  
Regional Administrator  
Federal Transit Administration

For: Kevin Ward  
Division Administrator, P.E.  
Federal Highway Administration

cc: Tim Teddy, CATSO  
Machelle Watkins, MoDOT  
Ben Reeser, MoDOT  
Eva Voss, MoDOT  
Steve Engelbrecht, MoDOT Central District

**Missouri Department of Transportation**  
*Kevin Keith, Director*

573.751.2551  
Fax: 573.751.6555  
1.888.ASK MODOT (275.6636)

September 21, 2012

Mr. Kevin Ward  
Division Administrator  
Federal Highway Administration  
3220 West Edgewood, Suite H  
Jefferson City, MO 65109

Mr. Mokhtee Ahmad  
Regional Administrator  
Federal Transit Administration  
901 Locust, Room 404  
Kansas City, MO 64106

Dear Messrs. Ward and Ahmad:

SUBJECT: Columbia Metropolitan Area  
FY 2013-2016 Transportation Improvement Program  
Columbia Area Transportation Study Organization (CATSO)  
Approval to Incorporate into FY 2013-2017 STIP  
Approval of Self-Certification

As required by the 2005 Safe, Accountable, Flexible, Efficient Transportation Equity Act: A Legacy for Users (SAFETEA-LU) for the 21st Century, Governor Nixon has approved the Transportation Improvement Program (TIP) for the Columbia urbanized area. The TIP covers transit, street, highway, enhancement, and aviation projects for FY 2013-2016 from transit operators, local governments and various agencies.

Enclosed is a copy of the Governor's approval letter and supporting documentation. The CATSO Coordinating Committee approved the TIP on August 23, 2012. Included with the TIP is the annual self-certification of the planning process between CATSO and MoDOT as required in 23 CFR 450.334. This self-certification is based on review of day-to-day work coordination, the review of work products and the planning process review. All public involvement considerations were met and fiscal constraint has been ensured.

We request approval of incorporating this TIP into the FY 2013-2017 STIP at your earliest convenience.

Sincerely,



Angie S. Hoecker  
Senior Transportation Planner

Enclosure

Copies: Mr. Brad McMahon-FHWA  
Mr. Tim Teddy-CATSO

Ms. Joni Roeseler-FTA  
Mr. Mitch Skov-CATSO

Mr. Mark Bechtel-FTA  
Mr. Steve Engelbrecht-CD



*Our mission is to provide a world-class transportation experience that delights our customers and promotes a prosperous Missouri.*

[www.modot.org](http://www.modot.org)

**Missouri Department of Transportation**  
*Kevin Keith, Director*

573.751.2551  
Fax: 573.751.6555  
1.888.ASK MODOT (275.6636)

August 30, 2012

The Honorable Jeremiah W. (Jay) Nixon  
Governor of Missouri  
State Capitol  
Jefferson City, MO 65101

Dear Governor Nixon:

On August 23, 2012, the Columbia Area Transportation Study Organization (CATSO) approved the FY 2013-2016 TIP for the Columbia, Missouri, metropolitan area. Included with the TIP is the annual self-certification of the planning process between CATSO and MoDOT as required under 23 CFR 450.334. This self-certification is based on review of day-to-day work coordination, the review of work products and the planning process review. We are satisfied the federal requirements have been met in the development of this TIP, including the opportunity for the general public to comment.

Enclosed is a copy of the TIP for your review. We request approval at your earliest convenience, so project authorization can proceed in the Columbia metropolitan area.

Sincerely,




Kevin Keith, P.E.  
Director

ah

Enclosure

Approved: \_\_\_\_\_

  
Governor of Missouri

Date: 8/20/12



*Our mission is to provide a world-class transportation experience that  
delights our customers and promotes a prosperous Missouri.*

[www.modot.org](http://www.modot.org)

# Columbia Area Transportation Study Organization

---

MoDOT, Boone County, City of Columbia  
Columbia, MO

August 29, 2012

Angie Hoecker  
Office of Transportation Program Management  
Missouri Department of Transportation  
P.O. Box 270  
Jefferson City, Missouri 65102


Dear Ms. Hoecker:

With this letter we are transmitting the FY 2013-2016 Transportation Improvement Program (TIP) for the Columbia Metropolitan Planning Area. The TIP was approved by the Columbia Area Transportation Study Organization (CATSO) Coordinating Committee, which serves as the MPO for the Columbia area, at their meeting of August 23, 2012.

The CATSO self-certification document is included in the TIP appendices, and was adopted by separate motion at the August 23 CATSO Coordinating Committee meeting.

Please call me at 573-874-7243 if you have any questions regarding this document.

Sincerely,



Mitch Skov  
Senior Planner  
CATSO Staff

Attachment

# Columbia Area Transportation Study Organization

## TRANSPORTATION IMPROVEMENT PROGRAM

FY 2013-2016

CATSO  
City of Columbia - Community Development Department  
PO Box 6015  
Columbia, MO 65205-6015  
Tel.: 573-874-7243

Disclaimer: The opinions, findings and conclusions expressed in this publication are those of the authors and not necessarily those of the Missouri Highways and Transportation Commission, the Federal Highway Administration or the Federal Transit Administration.

# INTRODUCTION

## PURPOSE

The Transportation Improvement Program (TIP) is a program and schedule of intended transportation improvements (or a continuation of current activities) covering a four (4) year period, including projects utilizing funding from the Federal Highway Administration (FHWA) and the Federal Transit Administration (FTA). The Columbia Area Transportation Study Organization (CATSO), the designated Metropolitan Planning Organization (MPO) for the Columbia metropolitan area, develops the TIP in cooperation with the Missouri Department of Transportation (MoDOT) and affected transit operators.

The TIP shall cover a period of no less than four years, be updated at least every four years, and be approved by the MPO and the Governor of Missouri. CATSO's policy is to update it every year unless circumstances require a less frequent schedule. It is then incorporated into Missouri's respective Statewide Transportation Improvement Program (STIP) by reference. It shall contain a priority list of projects to be carried out within each 4-year period or at least be grouped by year. Also, it shall provide a constrained financial plan that is capable of being implemented. The incorporation of the TIP into the STIP by reference occurs through a MoDOT STIP amendment modification that is reviewed and approved by FHWA and FTA (ONE DOT).

The TIP should also be considered the implementing tool of the Long Range Transportation Plan (LRTP): *2030 Long-Range Transportation Plan*. The LRTP was adopted by the Coordinating Committee on May 22, 2008. The CATSO planning process is done in accordance with the federal 3-C process of continuing, cooperative, and comprehensive planning.

## PROJECT SELECTION

Projects to be funded/implemented shall be selected by the State (MoDOT), Boone County, the City of Columbia (including the transit operator), and private transportation providers in cooperation with the MPO.

Programs covered via the Coordinated Public Transit Human Services Transportation Plan, which in the CATSO does not have a direct role in project selection, have been included. Project selection and priority criteria are applied by each of the individual jurisdictions within the metropolitan area, MoDOT, Boone County, and the City of Columbia. Project selection is done by staff recommendations, the Missouri Highways and Transportation Commission, Boone County Commission, and the Columbia City Council.

## TIP DEVELOPMENT PROCEDURES

The Columbia MPO has adopted a procedure which produces an updated and approved TIP at least every year. The procedure is initiated cyclically through an on-going surveillance of the transportation system's operational character. Each improvement type found in this program has a project selection procedure in which projects are ranked according to some criteria by the agency having jurisdiction over the project area.

The prioritization of recommended transportation improvement modifications begins at the basic level of management. The local units of government responsible for the provision and maintenance of transportation facilities and the local transit operators determine their own individual priorities without major influence from outside agencies. CATSO considers those projects listed in the first year of the TIP to be first priority, and those in the following years to be second, third, and fourth priority, respectively.

In the public transportation component of this document, respective transit providers are listed, with subsequent programming areas and priorities reflected. This TIP, and subsequent amendments, as approved by the Coordinating Committee of the Columbia MPO and the Governor of the State of Missouri, constitutes the selection document for project implementation. The first year of projects listed in the TIP represent the agreed to list of projects eligible for implementation.

## **TIP FORMAT**

This TIP is broken into nine categories by project (improvement) type and jurisdiction: MoDOT; MoDOT Scoping; Boone County; City of Columbia Streets; City of Columbia Sidewalks; GetAbout Columbia (Non-Motorized Transportation Pilot Project); Rail-Highway; STP Enhancement; and Transit. Financial summaries demonstrating fiscal constraint are in the financial summary section.

The TIP project listing consists of a series of datasheets describing specific improvement types and providing the following project information:

- a. Name, location, and description of the proposed improvement.
- b. A schedule of expenditures in current dollars by fiscal year, including the funding source.
- c. Monitoring Progress in Implementing the Transportation Plan (23 CFR 450.324(n)(2)).  
(Project status report)

In addition, a certification document signed by CATSO and MoDOT signifying that federal transportation planning process requirements are being met in the Columbia metropolitan area is required. This may be included internally in the TIP or processed separately. This document has been included in the Appendix.

The source documents for items within the TIP include, but are not limited to, the short-range element of the 25 Year Long Range Transportation Plan (2008), the draft Capital Improvement Program (CIP) for the City of Columbia (FY 2013), and the current STIP of the Missouri Department of Transportation (FY 2013 – 2017).

## **AIR QUALITY DESIGNATION**

At the present time, the United States Environmental Protection Agency has designated Columbia as being in attainment for Ozone, Carbon Monoxide (CO), Nitrogen Dioxide (NO<sub>2</sub>) and Small Particulate Matter (PM-2.5), Lead, and Sulfur Dioxide.

## TIP MODIFICATIONS

Modifications to the TIP are classified into two categories, defined as follows:

### 1. Administrative Modifications

Such a modification is defined as a minor revision to the TIP, including minor changes to project costs, funding sources of previously programmed projects, and project initiation years. Such modifications do not require public review or comment or modifications to the previous illustration of fiscal constraint. Errors, project changes, or omissions in the final, approved TIP will be addressed administratively (without the need for Coordinating Committee approval or public comment) if the following conditions **apply**:

- a. The project budget change does not exceed 15percent of the amount programmed.
- b. The project is already listed in the current year and does not require a move from an out-year of the TIP forward to the current year.
- c. A material change to the project is not required (in terms of scope).

The following procedure is used for processing an administrative modification for the TIP:

- a. The agency requesting administrative modification will notify the CATSO staff of the proposed modification.
- b. The CATSO staff will notify/consult with MoDOT, FHWA, and FTA representatives that the proposed modification is forthcoming.
- c. The CATSO staff will make the appropriate TIP document revisions to reflect the requested modification.
- d. The revised section(s) of the TIP will be forwarded to MoDOT, FHWA, and FTA for their review and files.
- e. The revised section(s) of the TIP will be forwarded to the CATSO Coordinating Committee for information purposes.

### 2. Amendments

Formal amendments involve major changes to the TIP, including the addition or deletion of a project, a major change in project cost (+15percent or +\$2,000,000.00), project year, or a major change in project scope or design.

The following procedure is used for processing an amendment modification for the TIP:

- a. The agency requesting amendment will notify the CATSO staff of the proposed amendment.
- b. The MPO will publish a public notice allowing a 15 day comment period on the proposed amendment, as well as utilizing the MPO website.
- c. Comments will be directed to the CATSO staff.
- d. The proposed amendment is then placed on the agenda for the next meeting of the Coordinating Committees for discussion and modification. If timing allows, the



Technical Committee will review and make recommendation to the Coordinating Committee. A majority of the quorum in attendance is required to approve said amendment.

- e. If the proposed amendment is approved by the Coordinating Committee, the approved project is forwarded to MoDOT with a request that the STIP be amended to reflect the MPO amendment modification. MoDOT will then forward the STIP amendment request to the Governor for his or her signature, and then to the FHWA Missouri Division and FTA Region VII (ONE DOT) for their approval.
- f. ONE DOT approval and its formal documentation of the STIP amendment to add requested projects to the TIP must occur prior to letting of the project. The approved project may then proceed after proper notifications of MoDOT and the appropriate federal agency having jurisdiction over the project.

A special telephone or e-mail canvas may be made for voting, if necessary, in an emergency. A majority vote of the Coordinating Committee (5 votes) shall be required to determine an emergency and may be accomplished by a telephone poll or e-mail canvas and vote. If not, the amendment will be discussed at the next regularly scheduled meeting of each Committee. "Special" is defined as any matter determined by the Chairman that necessitates being acted upon or addressed in-advance of the normally scheduled meeting.

## **PUBLIC PARTICIPATION PLAN**

The CATSO Coordinating Committee adopted a revised Public Participation Plan on December 1, 2011 that is available at the following link under the Programs and Plans section:  
[http://www.gocolumbiamo.com/Planning/Commissions/CATSO/documents/ApprovedCATSOP\\_PP12-1-11\\_000.pdf](http://www.gocolumbiamo.com/Planning/Commissions/CATSO/documents/ApprovedCATSOP_PP12-1-11_000.pdf)

This document sets forth the public participation procedures for the MPO in general, including the procedure for the annual TIP, including language as follows:

### **Transportation Improvement Program**

**Procedure and Schedule for Preparation of the TIP.** The TIP is reviewed annually between May and August. CATSO staff begins the process by soliciting transportation providers in writing for projects and programs and their anticipated funding amounts to include in each year's TIP. CATSO staff then reviews the requests in consultation with all local jurisdictions and public agencies and prepares a draft TIP. Upon completion of this review, the draft TIP is posted for general public comment for a minimum period of thirty (30) calendar days. During this period, the TIP is circulated to members of the Technical Committee, who review the document and provide a recommendation to the Coordinating Committee. The Coordinating Committee then convenes a public hearing. Upon conclusion of the hearing, the Coordinating Committee may a) Approve the TIP as presented; 2) Approve the TIP with documented modifications; or 3) Table the TIP to a date certain for further consideration. After its approval, the TIP is transmitted to the MoDOT Central Office to secure approval from the Governor of the State of Missouri and FHWA-FTA.

**Inter-Agency Consultation.** As required by SAFETEA-LU, CATSO will consult with local jurisdictions and public agencies during the development of the TIP. A copy of the draft TIP will be provided to appropriate agency staff and a period of 30 days will be allowed for their review and comment. Comments of agencies will be provided to the Coordinating Committee.

**Environmental Justice Information.** MPO staff will perform an environmental justice review of the TIP to ensure that programmed transportation investments are proportionate to geographic areas and service needs for protected populations.

**Annual Listing of Obligated Federally Funded Projects.** This is a listing of federally funded projects for which funding was obligated in the previous year. An Annual Listing of Obligated Projects is not incorporated in this document. CATSO staff will develop and publish this listing within 90 days following the close of the CATSO fiscal year. The listing will be made available in accordance with CATSO's public participation plan for the TIP.

**Public Participation Process.** To develop a more effective TIP, the MPO will have an open public involvement process that provides for the continuing and early involvement of the public in the development and amendment of the TIP.

1. The MPO will provide annual notice by June 1st of the calendar year to agencies that have previously submitted projects to the MPO, or other entities that have requested information. The notice shall include information concerning the transportation issues and processes used in developing a TIP submittal. This notice will provide the information required to propose projects for inclusion in the TIP and the timetable to be followed. MPO staff will be available to give these agencies and groups any assistance they might require in developing projects for submittal for the TIP.

2. Agencies submitting projects for inclusion in the TIP will include written documentation of the public involvement procedures used by that agency in selecting projects to include in the TIP and/or for federal funding, e.g., projects for which FTA Section 5307 funding is sought. If written or oral comments that question the need, scope or scheduling of TIP projects or that propose alternative projects are received during the TIP preparation process, the submitting agency will submit a summary, analysis and report on the disposition of the comments which will be made a part of the approved TIP.

The regulation concerning public participation reads as follows:

**§ 450.316 Interested parties, participation, and consultation.**

(a) The MPO shall develop and use a documented participation plan that defines a process for providing citizens, affected public agencies, representatives of public transportation employees, freight shippers, providers of freight transportation services, private providers of transportation, representatives of users of public transportation, representatives of users of pedestrian walkways and bicycle transportation facilities, representatives of the disabled, and other interested parties with reasonable opportunities to be involved in the metropolitan transportation planning process.

The Columbia MPO has solicited public comments on the proposed FY 2013 – 2016 Transportation Improvement Program. The draft TIP was made available for public viewing and comment for 30 days via newspaper advertisement in the Columbia Daily Tribune and document posting on the City's website at:

[http://www.gocolumbiamo.com/community\\_development/planning/boards\\_and\\_commissions/cato/index.php](http://www.gocolumbiamo.com/community_development/planning/boards_and_commissions/cato/index.php)

All public comments were considered in finalizing the FY 2013-2016 project programming. The final document and amendments will be maintained and available for public access on the web, as well as the related documents referenced herein.

# **MONITORING PROGRESS IN IMPLEMENTING THE TRANSPORTATION PLAN** (23 CFR 450.324(l)(2)).

## **STATUS OF FY 2012 AND OUT-YEAR PROJECTS**

**\*Note: Projects in FY 2012-2015 TIP programmed in out years**

### *Project*

### *Status*

<b>MoDOT</b>	
2011-2: (5S0842C) Route 740 ROW acquisition for additional lanes	Ongoing
2011-4: (5I2192) Interstate 70 Pavement improvements in westbound lanes	Design
2011-5: (5S0842) Route 740 lane additions – Bernadette to Route 71	Design
2010-3: (5I2164B) Interstate 70 pavement treatment	Preliminary Design
2011-6: (5S0842B) Route 740 lane additions – Bernadette to I-70 Drive NW	Preliminary Design
2010-22: (5I2176) Interstate 70 pavement improvements	Design
2010-23: (5S2194) Route Z-Interstate 70 bridge improvements	Preliminary Design
2010-25: (5S2182) Route E bridge improvements	Preliminary Design
2012-2: (5S2232) Route 763 pavement improvements	Preliminary Design
2012-3: (5S2231) Business Loop 70 pavement improvements	Preliminary Design
2011-9: (5S2186) Route B bridge improvements	Preliminary Design
2012-4: (5L1200H) Route K pavement improvements	Under construction

**Project****Status**

<b>Boone County</b>	
2009-6: Sunrise Estates Subdivision	Under construction
2009-7: Rolling Hills Road – Route WW to New Haven Rd	Under construction
2009-10: Waco Road - Highway 63 to City Limits	*Design complete, ROW acquisition forthcoming
2012-10: Highpoint Lane Bridges	Construction in late FY 2012/early FY13
2012-11: Meyer Industrial Drive extension	Under construction
2012-12: Rustic Road Bridge replacement	Grant pending

<b>City of Columbia- Streets</b>	
2009-25: Rolling Hills Road – Richland Road to south	Under construction
2009-26: Scott Blvd. Phase 2 – Vawter School Road to MKT-reconstruction to major arterial standards	*Final Design in FY 2012
2009-27: Burnham/Rollins/Providence Intersection Upgrade	Preliminary Design
2012-20: Prairie Lane connection	Preliminary Design

<b>City of Columbia- Sidewalks</b>	
2009-32: Fairview Road Sidewalk; school to north of Rollins	Final Design & Construction in FY 2012
2009-33: Texas Avenue Sidewalk; Garth to Providence	Final Design, Construction in FY 2013
2009-34: Waco Road Sidewalk Improvement	Complete
2009-35: Worley Avenue Sidewalk, Clinkscales to West Blvd.	Complete
2010-12: Scott's Branch Trail, Russell property to Scott Blvd.	Under construction
2010-13: Scott's Branch Trail, Chapel Hill Pedway to Perche Creek	*Design
2011-10: East Side Sidewalks Phase III	Final Design
2011-11: Business Loop 70 Sidewalk, Jackson to Jefferson	Under construction

<b>Transit- Columbia Transit System</b>	
2009-61: Maintenance of existing operations & facilities	Ongoing
2009-62: Replacement of six paratransit vehicles	Four complete, two to be purchased in 2013
2009-64: Replacement of four 35' transit buses	Complete
2009-65: Paratransit Scheduling Software upgrade	*FY 2013
2009-67: Eighteen Solar Lighting Systems for Shelters	Complete
2009-68: Solar Illuminated Schedule Holders & Security Lighting	Cancelled
2009-69: One 35' transit bus	Rollover to FY 2013

2009-72: Thirty-six AVL GPS systems	Complete
2009-73: Two (2) 40' transit buses w/GFI card swipe fareboxes, digital video	*FY 2013
2009-74: Replacement of six (6) 40' New Flyer transit buses	Rollover to FY 2013
2009-95: Ten Bus Shelters	*FY 2013-2015
2009-96: CT System: ten (10) Bus Benches	*FY 2014
2009-98: CT System; Seventeen (17) farebox motherboards and upgraded systems	Complete
2010-15: Replacement of seven (7) 40' New Flyer transit buses	*FY 2013
2010-16: Two (2) Park & Ride Facilities (north & south)	*FY 2015
2010-17: CT System; Bus Priority System, Traffic Signal Control	*FY 2013
2011-14: CT System: Replacement of van	*FY 2013
<b>Transit- OATS, Inc.</b>	
2009-79: Purchase of five lift-equipped vehicles	Complete
2009-81: Purchase of one (1) lift-equipped vehicle	*FY 2014
2009-83: JARC funding for employment transportation	Complete - FY 2012.
2009-84: Funding for general public transport in rural Boone Co.	Complete - FY 2012.
2010-19: Intelligent Transportation System (ITS)	Partially complete
2011-12: Purchase of one (1) lift-equipped vehicle	*FY 2013
2012-16: Purchase of office and shop equipment	*FY 2015
2012-17: Purchase of two lift-equipped vehicles	*FY 2013
2012-18: Purchase of two lift-equipped vehicles	*FY 2015
<b>Transit- Burrell Behavior Health</b>	
2010-18: Purchase of van	Complete - FY 2012 vehicle
<b>Transit- Alternative Community Training</b>	
2012-15: Purchase of two lift-equipped vans	No grant received

<b>STP Enhancement- MoDOT/City of Columbia</b>	
2009-51: Hominy Branch Creek Trail, Stephens Park to Woodridge Park	Under construction
2012-13: (5S2218) Route 163 (Providence Road) sidewalk improvements	Under construction
2012-14: (5S2215) Route K corridor improvements	Under construction

*Project**Status*

<b>GetAbout Columbia – Non-Motorized Pilot Program</b>	
2009-37: Providence: Smiley Lane to Blue Ridge	Complete
2009-38: Walnut Street: William to Old 63	Complete
2009-39: Greenbriar to Hinkson Creek Trail & MU	Bid awarded, will be under construction in FY 2013
2009-40: Old 63 – Moon Valley Drive to Bearfield Road	Final Design
2009-41: Downtown HUB	Prel. Design
2009-42: Providence Road: Wilkes to Texas Avenue	In Design
2009-43: MKT Connectors	One under construction, one in Final Design, & one in preliminary design
2009-44: Route 763 Pedway: BL 70 to Big Bear Blvd.	Under construction
2009-45: County House Branch Trail – Phase 1	Complete
2009-46: Intersection Improvements	Complete
2009-47: Hominy Branch Trail Phase II	ROW acquisition & final design work nearly complete
2009-48: Broadway: Fairview to Stadium	Complete
2009-89: Staff & Payrolls	Ongoing
2009-90: Promotion & Education	Ongoing
2009-91: Street markings & bicycle racks	Ongoing

<b>Rail/Highway</b>	
No projects for FY 2012	

# FINANCIAL SUMMARY

## PROJECT LISTINGS

TIP project listings were provided by the individual agencies from each of CATSO's member jurisdictions, those being MoDOT, Boone County, and the City of Columbia. Specific financial information on MoDOT projects was provided by the MoDOT Central District Office. For Boone County projects, data was provided by Boone County Public Works and the Auditor's Office. For the City of Columbia, the following departments contributed project financial information: Finance, Public Works (including the Columbia Transit System), Parks & Recreation, GetAbout Columbia, Water & Light, and the Community Development Department.

## FORECASTED REVENUE ESTIMATES

Revenue forecasts for future funding for the TIP were derived from consultation with specific CATSO member departments such as Boone County Auditor's Office and Public Works Department, City of Columbia Finance Department and Public Works Department, and MoDOT Transportation Planning. These projections are reflected in the Financial Summary section for each project. Larger revenue amounts shown in out years are reflective of major projects assumed to be undertaken in those budget years.

### Federal Revenue

The Federal Highway Administration (FHWA) and Federal Transit Administration (FTA) publish notices in the Federal Register that estimates the fiscal year allocations by program year for each urbanized area. These estimates are used as the anticipated federal funding amount. Assumptions for federal funding availability are based on MoDOT projections for the state system, and on the annual allocation of federal Surface Transportation Program (STP) funding received by the City of Columbia. For Boone County, federal funding for projects is intermittent and no assumptions are made for federal funding availability in the future. For other City of Columbia project categories using federal funds such as STP Enhancement, future funding projections are based on typical past awards and knowledge of actual availability of these funds through MoDOT.

MoDOT combines FHWA and FTA funding estimates with state transportation revenue projections to project funding for transportation and includes them in the Statewide Transportation Improvement Program (STIP). CATSO uses these projections to determine fiscal constraint relative to the projects programmed in the TIP.

**Table 1 – Anticipated Federal Funding FY 2013 through FY 2016**

Anticipated Federal Funds	FY 2013	FY 2014	FY 2015	FY 2016	Total
<i>FHWA Revenues</i>					
STP-Sub allocated*	\$1,483,130	\$368,000	\$368,000	\$368,000	\$2,587,130
BRO – Boone County	\$183,258	\$0	\$0	\$0	\$183,258

BRM – City	\$0	\$0	\$0	\$0	\$0
IBRC – Boone County	\$204,255	\$0	\$0	\$0	\$204,255
Non-Motorized Project	\$7,740,000	\$5,390,000	\$2,550,000	\$850,000	\$16,530,000
STP Enhancement	\$0	\$0	\$0	\$0	\$0
MoDOT STP	\$0	\$0	\$0	\$0	\$0
MoDOT Bridge	\$618,000	\$589,000	\$1,575,000	\$0	\$2,782,000
MoDOT NHS	\$0	\$0	\$0	\$0	\$0
MoDOT IM	\$40,000	\$80,000	\$3,750,000	\$0	\$3,870,000
<i>FHWA Sub-Total</i>	<i>\$10,268,643</i>	<i>\$6,427,000</i>	<i>\$8,243,000</i>	<i>\$1,218,000</i>	<i>\$26,156,643</i>
<i>FTA Revenues</i>					
FTA Section 5307 Operating	\$2,276,003	\$2,276,003	\$2,276,003	\$2,276,003	\$9,104,012
FTA Capital	\$6,473,287	\$1,348,960	\$1,778,240	\$472,400	\$10,072,887
<i>FTA Sub-Total</i>	<i>\$8,749,290</i>	<i>\$3,264,963</i>	<i>\$4,054,243</i>	<i>\$2,748,403</i>	<i>\$19,176,899</i>
<i>Federal Totals</i>	<i>\$19,017,933</i>	<i>\$10,051,963</i>	<i>\$12,297,243</i>	<i>\$3,966,403</i>	<i>\$45,333,542</i>

\* - STP funding for FY 2013 is the remaining balance of previous City of Columbia sub-allocations.

CATSO is responsible for programming projects within the federal revenue categories of STP Sub-allocated, On-System Bridge (BRM), Off-System Bridge (BRO) and Non-Motorized Pilot Program (GetAbout Columbia).

## State Revenue

MoDOT's principal sources of state revenue for road maintenance are motor vehicle fuel taxes, licenses and fees and one-half of motor vehicle sales tax. It is expected that these sources of revenue will continue, though potentially at a lower level, and MoDOT's maintenance obligations in the CATSO Metro Area will be funded.

**Table 2 – Estimated State Revenues for Maintenance & Operations**

Anticipated State Revenue	2013	2014	2015	2016	Total
State tax, License & Fees	\$1,980,000	\$1,980,000	\$1,980,000	\$1,980,000	\$7,920,000

## Local Revenue

The majority of local funding for transportation projects in the Columbia metropolitan area is derived from sales taxes.

Boone County receives revenue from several sources, including a dedicated one-half cent sales tax. This sales tax revenue is used, in part, to replace a portion of dedicated property tax



revenue: the dedicated property tax levy was reduced, but not eliminated, in conjunction with voter approval of the sales tax. In addition, a portion of the sales tax revenue is distributed to entities within the county (cities and special road district). The net amount retained by Boone County is used to pay for maintenance and improvement of the County's roadway infrastructure. In 2007, this sales tax was renewed by voters and is authorized through 2018. In addition to the one-half cent sales tax, Boone County receives revenue from a dedicated property tax levy (reduced, as described above), revenues from the state-wide fuel tax, revenues from motor vehicle licensing fees, and a portion of the state's sales taxes derived from the sale of motor vehicles. Some, but not all, of Boone County's infrastructure assets are located within the CATSO area; accordingly, revenue amounts shown in the table below have been pro-rated. Amounts shown in the table below have also been reduced by the amounts distributed to other entities. Boone County also receives federal funding for bridge projects; this funding is received on an intermittent basis and is therefore omitted from Table 3 below.

The City of Columbia has a dedicated half-cent transportation sales tax. This tax is utilized for airport operations, transit system operations, street and sidewalk maintenance, and system improvement projects. This is a permanent sales tax. In addition, the City has a quarter-cent capital improvement sales tax, which is used in part for street and sidewalk construction projects. This tax was renewed by voters in November, 2005, and will extend until the end of the first quarter of 2016. Other revenues for transportation projects come from development charges, user fees, special assessments, and the sale of general obligation bonds. The City is a recipient of federal STP and bridge funds for roadway construction projects. Transportation development districts (TDDs) are another source of revenue for transportation projects.

The City also receives revenue from Boone County as part of a County rebate program, and funds through MoDOT from revenue derived from motor vehicle tax, gasoline tax, sales and use tax, and licenses and fees.

See Table 3 below for a summary of local tax revenue sources.

**Table 3 - Selected Local Taxes 2013 Through 2016**

Anticipated Local Revenue	2013	2014	2015	2016	Total
Boone County ½ cent sales tax	\$3,224,100	\$3,256,341	\$3,305,186	\$3,354,764	\$13,140,391
Boone County dedicated property tax	\$429,000	\$433,290	\$437,623	\$441,999	\$1,741,912
Boone County gas tax	\$360,525	\$360,525	\$360,525	\$360,525	\$1,442,100
Boone County motor vehicle fees & sales tax	\$119,130	\$119,130	\$119,130	\$119,130	\$476,520
City of Columbia ½ cent sales tax	\$10,600,852	\$10,812,869	\$11,029,126	\$11,249,709	\$43,692,556

City of Columbia 1/4 cent sales tax	\$5,300,392	\$5,406,400	\$5,514,528	\$1,406,205*	\$17,627,525
City of Columbia Boone Co. Rebate tax	\$1,675,000	\$1,675,000	\$1,675,000	\$1,675,000	\$6,700,000
Gasoline Tax (City)	\$2,269,794	\$2,156,304	\$2,048,489	\$1,946,065	\$8,420,652
Motor Vehicle Tax (City)	\$820,000	\$820,000	\$820,000	\$820,000	\$3,280,000
Public Improvement Fund/Dev. Fees	\$1,910,820	\$1,929,237	\$1,947,617	\$1,966,570	\$7,754,244
City CDBG Revenue	\$307,513	\$0	\$420,000	\$240,000	\$967,513
Parks Sales Tax	\$200,000	\$0	\$0	\$0	\$200,000
<b>TOTALS</b>	<b>\$27,217,126</b>	<b>\$26,969,096</b>	<b>\$27,677,224</b>	<b>\$23,579,966</b>	<b>\$105,443,413</b>

**Note: Dev. = Development.\*Quarter cent sales tax expires in 2016 at end of first quarter.**

Inflation Factor Note: Revenue estimates for specific City of Columbia sales tax sources reflect a two percent inflation factor, based on recent trends.

**Table 4 - Summary of Forecasted Federal, State & Local Revenue 2013 Through 2016**

Anticipated Revenue Source	2013	2014	2015	2016	Total
Federal	\$19,017,933	\$10,051,963	\$12,297,243	\$3,966,403	\$45,333,542
State (MoDOT)	\$19,134,000	\$20,551,000	\$3,328,000	\$1,999,000	\$45,012,000
Boone County	\$4,132,755	\$4,169,286	\$4,222,464	\$4,276,418	\$16,800,923
City of Columbia	\$23,084,371	\$22,799,810	\$23,454,760	\$19,303,549	\$88,642,490
<b>TOTALS</b>	<b>\$65,369,059</b>	<b>\$57,572,059</b>	<b>\$43,302,467</b>	<b>\$29,545,369</b>	<b>\$195,788,955</b>

**Note: Above includes state funding for capital projects.**

- Revenue estimates for state funding were taken directly from MoDOT. Please refer to the 2013-2017 STIP for more information.

## **OPERATIONS AND MAINTENANCE**

### **MoDOT**

Maintenance costs include MoDOT's salaries, fringe benefits, materials and equipment needed to deliver the roadway and bridge maintenance programs. This category includes basic maintenance activities like minor surface treatments such as: sealing, small concrete repairs and pothole patching; mowing right of way; snow removal; replacing signs; striping; repairing guardrail; and repairing traffic signals. Performing these activities requires employees; vehicles and other machinery; facilities to house equipment and materials such as salt, asphalt and fuel. Maintenance Operations expenditures are projected to increase 1.5 percent annually. In fiscal year 2013, MoDOT is budgeting for \$445,430,000 in maintenance expenditures that would grow to \$472,763,166 at the end of fiscal year 2017. Fleet Investments are projected to increase 0.5 percent annually. In fiscal year 2013, MoDOT is budgeting for \$22,251,000 in fleet investments that would grow to \$22,699,369 at the end of fiscal year 2017. Capital improvements and information systems investments are projected to remain constant through 2017.

**This would make MoDOT's cost \$6,418.14 (\$6400) per lane mile.**

**Calculations are \$494,881,000/ 77,106.58 lane miles of roadway.**

### **Assumptions**

<b>Maintenance Operations</b>	<b>\$445,430 *</b>
<b>Fleet Investments</b>	<b>\$ 22,251 *</b>
<b>Capital Improvements Investments</b>	<b>\$ 7,200 *</b>
<b>IS Investments</b>	<b><u>\$ 20,000 *</u></b>
<b>Total</b>	<b>\$494,881</b>

(dollars in thousands)

**Lane miles** **77,106.58 \*\***

**\*Source: Fiscal Year 2013 Budget Request Approved June 8, 2012**

**\*\* Source: Official 2011 State System Mileage**

### **Local Jurisdictions**

The City of Columbia and Boone County were asked to furnish an estimate of annual operation and maintenance costs for locally owned roadways within the CATSO metropolitan planning area.

This information is used in conjunction with financial estimates, including projected growth rates, to determine the balance between maintaining the existing roadway system and programming for system expansion. Local jurisdictions within the Columbia metropolitan

planning area are able to give greater consideration to these matters knowing how the projected operation and maintenance costs may impact funding for expansion projects.

**Table 5 - Estimated Maintenance Costs for Federal Aid Road Mileage**

Maintenance Costs-Federal Aid System	Centerline Miles	Cost Per Mile*	2013	2014	2015	2016	Total
State System MoDOT	110.7	\$15,400	\$1,704,780	\$1,755,923	\$1,808,601	\$1,862,859	\$7,132,164
Boone County	19.5	\$11,428	\$222,846	\$229,531	\$236,417	\$243,510	\$932,305
City of Columbia	75.3	\$15,445	\$1,163,009	\$1,197,899	\$1,233,836	\$1,270,851	\$4,865,594
<b>TOTAL</b>	<b>205.5</b>	<b>-</b>	<b>\$3,090,635</b>	<b>\$3,183,354</b>	<b>\$3,278,854</b>	<b>\$3,377,220</b>	<b>\$12,930,062</b>

\* - Base cost per mile for FY 2013 is in 2012 dollars, 3 percent inflation factor per year added for out years.

Maintenance and operations for only federal-aid public roadways in the CATSO Metro Area are accounted for in the chart above. Maintenance and operations costs for all roadways within the CATSO jurisdiction are discussed at the end of this section. The \$15,400 maintenance cost per centerline mile is an updated figure for the MoDOT system with an inflation factor applied. Additional cost per mile maintenance figures for City of Columbia and Boone County roadways are also displayed. These figures were obtained directly from the City of Columbia Department of Public Works and the Boone County Resources Management Department. For the non federal-aid local roadway system, the maintenance cost per centerline mile is lower due to a multiple factors, including lower traffic volumes.

The centerline line cost figures above are utilized to calculate the maintenance costs for all roadways maintained by the local jurisdictions within the Metro Area. The City of Columbia maintains 507 miles of roadway, while Boone County maintains 264 miles of roadway within the CATSO Metro Area. For example, the anticipated street maintenance budget for Columbia for FY 2013 is \$7,830,669, which divided by the roadway miles gives the per centerline mile cost.

The City of Columbia and Boone County half-cent sales taxes, plus additional City funding sources, produce adequate revenue that demonstrates that local jurisdictions within the CATSO metropolitan planning area boundary are able to fund the local share of projects programmed in the TIP as well as maintain the local roadway system, including the portions of the federal-aid system maintained by said jurisdictions, over the TIP horizon period.

## **TRANSIT**

The transit operations and maintenance expenses include the salaries and fringe benefits of bus operators, fleet mechanics and administrative staff to operate the public transportation system. It also contains the salaries and fringe benefits of staff needed for maintenance of system facilities. Such work includes repairing/replacing damaged bus shelters, weed control, and trash pickup at each location. Facility maintenance expenses include routine replacement of various parts in the bus washing facility. Such expenses also include routine maintenance on the varied federally-

funded facility enhancements such as the vehicle exhaust system and rest room at the bus storage facility, and the refurbished Wabash Station operations center. A major part of the operations expense is fuel for fleet operation.

**Table 6 – Estimated Expenditures for Transit Operations and Maintenance**

Activity	2013	2014	2015	2016	Total
FTA Section 5307 Funds for System Operations	\$2,276,003	\$2,276,003	\$2,276,003	\$2,276,003	\$9,104,012
Local & State Expenditures for System Operations	\$757,381	\$775,936	\$794,954	\$814,248	\$3,141,918
Total System Operations	\$3,033,184	\$3,051,739	\$3,070,757	\$3,090,251	\$12,245,930
Total Local Expenditures for System Maintenance	\$968,894	\$993,116	\$1,017,944	\$1,043,393	\$4,023,347
<b>TOTAL</b>	<b>\$4,002,078</b>	<b>\$4,044,855</b>	<b>\$4,088,701</b>	<b>\$4,133,644</b>	<b>\$16,269,278</b>

In addition to anticipated/programmed \$9,104,012 in FTA operating funds (Section 5307), the table above includes \$60,000 in MoDOT transit operating assistance, in addition to local funding from ½ cent transportation sales tax revenues.

**Table 7 - Estimated Local Jurisdiction Maintenance Costs for All Roadway Mileage**

Maintenance Costs-All CATSO Area Roadways	Centerline Miles	Cost Per Mile*	2013	2014	2015	2016	Total
State System MoDOT	110.7	\$15,400	\$1,704,780	\$1,755,923	\$1,808,601	\$1,862,859	\$7,132,164
Boone County	264	\$11,428	\$3,016,992	\$3,107,502	\$3,200,727	\$3,296,749	\$12,621,969
City of Columbia	507	\$15,445	\$7,830,669	\$8,065,589	\$8,307,556	\$8,556,783	\$32,760,597
<b>TOTAL</b>	<b>881.7</b>	<b>—</b>	<b>\$12,552,441</b>	<b>\$12,929,014</b>	<b>\$13,316,884</b>	<b>\$13,716,391</b>	<b>\$52,514,730</b>

\* - Base cost per mile for FY 2013 is in 2012 dollars, 3 percent inflation factor per year added for out years.

## PROJECT COST ESTIMATES

General cost estimates are utilized for projects in out years, and other projects for which detailed construction plans are not yet available. As an example, for street projects, the City of Columbia

utilizes per lineal foot (plf) cost estimates of \$1,550 plf for major arterials, \$1,100 plf for minor arterials, \$800 plf for major collectors, and \$700 plf for neighborhood collector streets. It is assumed that 10 percent of the total project cost will be for design/engineering, plus a general figure of \$100 plf for right-of-way is utilized.

Detailed project cost estimates are made using methodologies which include the cost of right-of-way acquisition, utility relocation, design, and construction. There is a large degree of variability, given not all of the factors noted apply for each project. Given the unique nature of each street project, additional construction money may be added for bridge construction, culverts, and other necessary features. Project costs are done in accordance with the construction cost data for the mid-Missouri area. Total cost figures shown for each roadway project reflect the estimated cost of constructing the roadway to the adopted design standard for its classification. For other projects, such as sidewalks and trails, the figures reflect the total cost of building the project to the general adopted standard, e.g. 5-foot width for sidewalks.

Note: Individual project listings by jurisdiction and transportation type, financial summaries spreadsheets, and appendices are attached in separate documents.

## **FINANCIAL CONSTRAINT**

The FY 2013-2016 TIP includes a total of \$101,646,227 in capital projects, with \$44,246,284 in federal funds, \$37,092,000 in state funds, and \$20,307,943 in local funding applied to those projects. Total anticipated revenue available for transportation purposes over the four year TIP period is approximately \$45,333,542 in federal dollars, \$45,012,000 in state funds and \$105,443,413 in local funds. This is a total of \$195,788,955.

Depending upon future federal legislation, additional funds for STP Enhancements and other programs might be anticipated in the out years of the TIP period. Please note that \$9,567,287 of the estimated federal funding shown is FTA Section 5309 capital funding. The receipt of this category of funding is competitive and not assured. Applications for this funding must be submitted on an annual basis and due to the funding limitations grant awards may not be realized. Applications for FTA Section 5310, 5311, and 5316 are also competitive and not assured of receipt.

Maintenance and Operations (M&O) needs are accounted for in the revenue forecasts and in the programming of projects. The projected numbers below for roadways include all roadways under MoDOT, Boone County, and City of Columbia jurisdiction, not just Federal-aid roadway miles.

For the City of Columbia, a total of \$32,760,597 in streets and sidewalks M&O is projected to be programmed over the four-year TIP period.

And a total of \$7,105,265 in local (City of Columbia 1/2 cent transportation sales tax) funds, \$60,000 in state (MoDOT transit operating) funds, and \$9,104,012 in Federal (FTA Section 5307) funds are projected to be programmed for transit M&O. This is a total of \$16,269,278. Unlike the other M&O categories, the transit funds are included in the TIP's list of programmed capital projects.

For Boone County, a total of \$12,621,969 is projected to be programmed for streets M&O in the Columbia Metro Area.

For MoDOT, a total of \$7,920,000 in revenue is projected to be available for M&O, with \$7,132,164 programmed for M&O for their roadway system.

Total maintenance costs anticipated among all jurisdictions are \$52,514,730. As noted, this does not include transit M & O costs, which are included in the capital cost totals. Nor does it include Columbia Regional Airport maintenance and operation costs, which are covered by the same City of Columbia sources of revenue utilized for surface transportation. Combined with programmed capital projects, a total of \$154,160,957 in costs is anticipated. The anticipated revenue of \$195,788,955 is adequate to fund those projected costs. Additional projected revenue not shown as programmed in the FY 2013-2016 TIP is dedicated to other transportation responsibilities of the City. This includes the Columbia Regional Airport operations, street lights and other expense categories, and maintaining reserve funds for emergencies and other unexpected needs. Projected revenue to be received will also be programmed for future transportation projects as prioritized by the individual jurisdictions, and as new needs arise.

## MoDOT Payment &amp; Construction Projects

County: Boone		MoDOT		Funding		MPO Fiscal Year				
						2013	2014	2015	2016	TOTALS
Project	Route 740 (Stadium Boulevard) construction & right-of-way acquisition for additional lanes	ENG		Federal						
				State	\$106,000					\$106,000
MoDOT #	5S0842C			Local						
TIP #	2011-2			State (AC)	\$422,000					\$422,000
Description:	Construction and right of way to build additional lanes to reduce congestion and improve safety from I-70 Drive SE to Worley St. Includes construction on Bernadette Dr. from Fairview to Beverly and Fairview from Bernadette to Worley on the local system - 0.29 mile	ROW		Federal						
				State						
				Local						
				State (AC)						
Federal Source Agency	FHWA	CON		Federal						
Federal Funding Category	STP			State	\$935,000					\$935,000
MoDOT Funding Category	Major Projects & Emerging Needs			Local						
Work or Fund Category	ROW			State (AC)	\$3,738,000					\$3,738,000
Total Project Cost	\$6,211,000									
* AC Conversion Year - 2014; Anticipated Federal Category - STP; State Funding-MoDOT; Relates to Jobs No. 5S0842 & 5S0842B, includes prior programming of \$1,010,000, Cost share project with City of Columbia										
				TOTAL	\$5,201,000					\$5,201,000

Note: Local Funding from City of Columbia through various sources, including Transportation Development District (TDD)

County: Boone		MoDOT		Funding		MPO Fiscal Year				TOTALS
						2013	2014	2015	2016	
Project	MO 163 - Pavement Improvements	ENG		Federal						
MoDOT #	5S2230			State	\$400	\$14,000				\$14,400
TIP #	2012-1			Local						
Description:	Pavement Improvements with thin lift overlay from I-70 to Route 740 (Stadium Boulevard) In Columbia, 2.21 miles	ROW		State (AC)	\$1,600	\$58,000				\$59,600
				Federal						
				State						
				Local						
				Other						
Federal Source Agency	FHWA	CON		Federal						
Federal Funding Category	NHS			State		\$211,000				\$211,000
MoDOT Funding Category	Taking Care of System			Local						
Work or Fund Category	ENG/CON			State (AC)		\$844,000				\$844,000
Total Project Cost	\$1,139,000									
AC Conversion Year - 2015; Anticipated Federal Category - NHS; State Funding - MoDOT, total project cost includes \$10,000 in prior programming										
				TOTAL	\$2,000	\$1,127,000	\$0	\$0		\$1,129,000

County: Boone		MoDOT		Funding		MPO Fiscal Year				TOTALS	
						2013	2014	2015	2016		
Project	Interstate 70 Bridge Improvement	ENG		Federal	\$40,000	\$80,000	\$263,000			\$383,000	
MoDOT #	5I2172			State	\$10,000	\$20,000	\$66,000			\$96,000	
TIP #	2010-21			Local							
Description:	Improvements to bridge L0845 over West Blvd.	ROW		State (AC)						\$0	
				Federal							
				State							
		Local									
		Other									
Federal Source Agency	FHWA	CON		Federal			\$3,487,000			\$3,487,000	
Federal Funding Category	I/M			State			\$872,000			\$872,000	
MoDOT Funding Category	Statewide Interstate & Major Bridge			Local							
Work or Fund Category	ENG/CON			State (AC)						\$0	
Total Project Cost	\$5,103,000										
State Funding - MoDOT; Anticipated Federal Category - Bridge;				TOTAL	\$50,000	\$100,000	\$4,688,000	\$0		\$4,838,000	
State Funding - MoDOT, includes prior programming of \$265,000											



County: Boone		MoDOT		Funding		MPO Fiscal Year				TOTALS
						2013	2014	2015	2016	
Project	Interstate 70 Pavement Improvements	ENG		Federal						
MoDOT #	5I2176			State	\$2,000		\$20,000			\$22,000
TIP #	2010-22			Local						
Description:	Pavement Improvements on eastbound lanes from the Lake of the Woods interchange to Cedar Creek			State (AC)			\$181,000			\$181,000
Federal Source Agency	FHWA	ROW		Federal						
				State						
				Local						
				Other						
Federal Funding Category	I/M	CON		Federal						
				State			\$299,000			\$299,000
				Local						
				State (AC)			\$2,691,000			\$2,691,000
MoDOT Funding Category	Statewide Interstate & Major Bridge									
Work or Fund Category	ENG/CON									
Total Project Cost	\$3,264,000									
State Funding - MoDOT; AC Conversion Year - 2015; Total Project Cost includes \$71,000 in prior programming; Anticipated Federal Category - I/M;					TOTAL	\$2,000	\$3,191,000	\$0		\$3,193,000

\* For AC Conversion Year information, please reference Appendix F, as well as Section 5, Appendix A of the FY 2013-2017 STIP document

County: Boone		MoDOT		Funding		MPO Fiscal Year				TOTALS
						2013	2014	2015	2016	
Project	Route Z - Interstate 70 Bridge Improvements	ENG		Federal	\$38,000					\$38,000
MoDOT #	5S2194			State	\$9,000					\$9,000
TIP #	2010-23			Local						
Description:	Improvements to Route Z bridge over Interstate 70, bridge L0909			Other						
Federal Source Agency	FHWA	ROW		Federal						
				State						
				Local						
				Other						
Federal Funding Category	Bridge	CON		Federal	\$536,000					\$536,000
				State	\$134,000					\$134,000
				Local						
				State (AC)						\$0
MoDOT Funding Category	Taking Care of System									
Work or Fund Category	ENG/CON									
Total Project Cost	\$752,000									
Anticipated Federal Category - Bridge; State Funding - MoDOT, Project cost includes prior programming of \$35,000					TOTAL	\$717,000	\$0	\$0	\$0	\$717,000

County: Boone		MoDOT		Funding		MPO Fiscal Year				TOTALS
						2013	2014	2015	2016	
Project	Interstate 70 - Pavement & Bridge Improvements to westbound lanes	ENG		Federal						
MoDOT #	5I2192			State	\$23,000					\$23,000
TIP #	2011-4			Local						
Description:	Pavement and bridge improvements on westbound lanes from St. Charles Road to Hominy Creek east of Columbia - 0.83 mile. Project involves bridge L0947			State (AC)	\$212,000					\$212,000
Federal Source Agency	FHWA	ROW		Federal						
				State						\$0
				Local						
				State (AC)						\$0
Federal Funding Category	I/M	CON		Federal						
				State	\$118,000					\$118,000
				Local						
				State (AC)	\$1,059,000					\$1,059,000
MoDOT Funding Category	Statewide Interstate & Major Bridge									
Work or Fund Category	ENG/CON									
Total Project Cost	\$1,528,000									
AC Conversion Year - 2014; Anticipated Federal Category - I/M; State Funding - MoDOT, Includes prior programming of \$116,000					TOTAL	\$1,412,000	\$0	\$0	\$0	\$1,412,000

\* For AC Conversion Year information, please reference Appendix F, as well as Section 5, Appendix A of the FY 2013-2017 STIP document

County: Boone		MoDOT		Funding		MPO Fiscal Year				TOTALS
						2013	2014	2015	2016	
Project	Route 740 - construction of additional lanes	ENG		Federal						
MoDOT #	5S0842			State	\$136,000					\$136,000
TIP #	2011-5			Local						
Description:	Construct additional lanes to reduce congestion from Bernadette Drive to Route TT (Broadway) in Columbia - 0.9 mile			State (AC)	\$543,000					\$543,000
Federal Source Agency	FHWA	ROW		Federal						
				State	\$13,000					\$13,000
				Local						
				State (AC)	\$50,000					\$50,000
Federal Funding Category	NHS	CON		Federal						
				State	\$952,000					\$952,000
				Local						
				State (AC)	\$3,808,000					\$3,808,000
MoDOT Funding Category	Major Projects & Emerging Needs									
Work or Fund Category	ENG/CON									
Total Project Cost	\$6,142,000									
AC Conversion Year - 2014; Anticipated Federal Category-NHS; State Funding-MoDOT; Relates to Job #5S0842B, Project Cost includes prior programming of \$640,000, Cost share project with City of Columbia					TOTAL	\$5,502,000	\$0	\$0	\$0	\$5,502,000

\* For AC Conversion Year information, please reference Appendix F, as well as Section 5, Appendix A of the FY 2013-2017 STIP document  
Note: Local Funding from City of Columbia through various sources, including Transportation Development District (TDD)

County: Boone		MoDOT		Funding	MPO Fiscal Year				
					2013	2014	2015	2016	TOTALS
Project	Route 763 Pavement Improvements	ENG		Federal					
MoDOT #	5S2232			State	\$400	\$6,000			\$6,400
TIP #	2012-2			Local					
Description:	Pavement Improvements (thin lift overlay) on Missouri Route 763 from Business Loop 70 to Big Bear Blvd. - 0.97 mile	ROW		State (AC)	\$1,600	\$25,000			\$26,600
				Federal					
				State					
				Local					
				Other					
Federal Source Agency	FHWA	CON		Federal					
Federal Funding Category	STP			State	\$88,000			\$88,000	
MoDOT Funding Category	Taking Care of System			Local					
Work or Fund Category	ENG/CON			State (AC)	\$353,000			\$353,000	
Total Project Cost	\$479,000								
Anticipated Federal Category - STP; State Funding - MoDOT, includes prior programming of \$5,000, AC Conversion Year - 2015									
				TOTAL	\$2,000	\$472,000	\$0	\$0	\$474,000

\* For AC Conversion Year Information, please reference Appendix F, as well as Section 5, Appendix A of the FY 2013-2017 STIP document

County: Boone		MoDOT		Funding		MPO Fiscal Year				
						2013	2014	2015	2016	TOTALS
Project	Route 740 - construction of additional lanes	ENG		Federal						
				State	\$59,000					\$59,000
MoDOT #	5S0842B			Local						
TIP #	2011-6	ROW		State (AC)	\$234,000					\$234,000
Description:	Construct additional lanes to reduce congestion from I-70 NW to Bernadette Drive, including I-70 interchange ramps - 1.3 miles			Federal						
				State						
				Local						
		State (AC)								
Federal Source Agency	FHWA	CON		Federal						
Federal Funding Category	NHS			State	\$746,000					\$746,000
MoDOT Funding Category	Major Projects & Emerging Needs			Local						
Work or Fund Category	ENG/CON			State (AC)	\$2,985,000					\$2,985,000
Total Project Cost	\$4,177,000									
AC Conversion Year - 2014; Project cost includes \$153,000 in prior programming; Anticipated Federal Category - NHS; State Funding - MoDOT; Relates to Jobs No. 5S0842 & 5S0842C, Cost share project with City of Columbia										
				TOTAL	\$4,024,000	\$0	\$0	\$0	\$0	\$4,024,000

Note: Local Funding from City of Columbia through various sources, including Transportation Development District (TDD)

\* For AC Conversion Year information, please reference Appendix F, as well as Section 5, Appendix A of the FY 2013-2017 STIP document

County: Boone		MoDOT		Funding		MPO Fiscal Year					
						2013	2014	2015	2016	TOTALS	
Project	Business Loop 70 Pavement Improvements	ENG		Federal							
MoDOT #	5S2231			State	\$1,000	\$14,000				\$15,000	
TIP #	2012-3			Local						\$58,000	
Description:	Pavement improvements to Business Loop 70 from Creasy Springs Road to Interstate 70, 2.8 miles in length	ROW		State (AC)	\$3,000	\$55,000					
				Federal							
				State							
				Local							
				Other							
Federal Source Agency	FHWA	CON		Federal							
Federal Funding Category	STP			State		\$232,000				\$232,000	
MoDOT Funding Category	Taking Care of System			Local							
Work or Fund Category	ENG/CON			State (AC)		\$930,000				\$930,000	
Total Project Cost	\$1,245,000										
AC Conversion Year - 2015; State Funding - MoDOT, Anticipated Federal Category - STP, includes prior programming of \$10,000						TOTAL:	\$4,000	\$1,231,000	\$0	\$0	\$1,235,000

\* For AC Conversion Year information, please reference Appendix F, as well as Section 5, Appendix A of the FY 2013-2017 STIP document

County: Boone		MoDOT		Funding		MPO Fiscal Year				
						2013	2014	2015	2016	TOTALS
Project	Route B Bridge improvements	ENG		Federal	\$16,000	\$62,000				\$78,000
MoDOT #	5S2186			State	\$4,000	\$15,000				\$19,000
TIP #	2011-9			Local						
Description:	Improvements to Route B bridge over Business Loop 70, 0.3 mile south of Interstate 70, bridge A0087, 0.1 mile length	ROW		Federal						
				State						
				Local						
				Other						
Federal Source Agency	FHWA	CON		Federal		\$471,000				\$471,000
Federal Funding Category	Bridge			State		\$118,000				\$118,000
MoDOT Funding Category	Taking Care of System			Local						
Work or Fund Category	ENG/CON			State (AC)						
Total Project Cost	\$746,000									
Anticipated Federal Category - Bridge; State Funding - MoDOT, Project cost includes \$60,000 in prior programming					TOTAL	\$20,000	\$666,000	\$0	\$0	\$686,000

County: Boone		MoDOT	Funding		MPO Fiscal Year				
					2013	2014	2015	2016	TOTALS
Project	Rte. E - Bridge improvements		ENG	Federal	\$24,000	\$40,000	\$134,000		\$198,000
				State	\$6,000	\$10,000	\$34,000		\$50,000
MoDOT #	5S2182			Local					
TIP #	2010-25			Other					
Description:	From 0.1 mile north of Perche Creek to 0.5 mile north of the Columbia city limits. Includes bridges A0557 over Perche Creek and A0558 over Rocky Fork Creek		ROW	Federal					
				State					
				Local					
				Other					
Federal Source Agency	FHWA		CON	Federal		\$1,027,000		\$1,027,000	
Federal Funding Category	Bridge			State		\$257,000		\$257,000	
MoDOT Funding Category	Taking Care of System			Local					
Work or Fund Category	ENG/CON			State (AC)				\$0	
Total Project Cost	\$1,567,000								
Anticipated Federal Category - Bridge; State Funding - MoDOT; Total cost includes prior programming of \$35,000				TOTAL	\$30,000	\$50,000	\$1,452,000	\$0	\$1,532,000

County: Boone		MoDOT		Funding		MPO Fiscal Year				
						2013	2014	2015	2016	TOTALS
Project	MO 163 - Pavement Improvements		ENG	Federal						
				State	\$4,000	\$11,000				\$15,000
MoDOT #	5S3011			Local						
TIP #	2013-1			State (AC)	\$18,000	\$47,000				\$65,000
Description:	Pavement improvements with thin lift overlay from Route 740 (Stadium Boulevard) to Route K in Columbia, 2.86 miles		ROW	Federal						
				State						
				Local						
				Other						
Federal Source Agency	FHWA		CON	Federal						
Federal Funding Category	STP			State		\$188,000				\$188,000
MoDOT Funding Category	Taking Care of System			Local						
Work or Fund Category	ENG/CON			State (AC)		\$753,000				\$753,000
Total Project Cost	\$1,021,000									
AC Conversion Year - 2015; Anticipated Federal Category - STP; State Funding - MoDOT				TOTAL	\$22,000	\$999,000	\$0	\$0		\$1,021,000

\* For AC Conversion Year information, please reference Appendix F, as well as Section 5, Appendix A of the FY 2013-2017 STIP document

County: Boone		MoDOT		Funding		MPO Fiscal Year					
						2013	2014	2015	2016	TOTALS	
Project	Route 63 - Pavement Improvements			ENG	Federal						
					State	\$31,000	\$181,000			\$192,000	
MoDOT #	5P3008				Local						
TIP #	2013-2				State (AC)	\$123,000	\$646,000			\$769,000	
Description:	Pavement improvements from Route 54 to near Route WW in Columbia			ROW	Federal						
					State						
					Local						
					Other						
Federal Source Agency				FHWA			CON	Federal			
Federal Funding Category	NHS			State	\$2,112,000				\$2,112,000		
MoDOT Funding Category	Taking Care of System			Local							
Work or Fund Category	ENG/CON			State (AC)	\$8,450,000				\$8,450,000		
Total Project Cost	\$11,523,000										
AC Conversion Year - 2015; Anticipated Federal Category - NHS; State Funding - MoDOT						TOTAL	\$154,000	\$11,369,000	\$0	\$0	\$11,523,000

\* For AC Conversion Year information, please reference Appendix F, as well as Section 5, Appendix A of the FY 2013-2017 STIP document

County: Boone		MoDOT		Funding		MPO Fiscal Year				
						2013	2014	2015	2016	TOTALS
Project	Route UU Bridge Improvement	ENG	Federal	\$4,000	\$16,000	\$30,000				\$50,000
			State	\$1,000	\$4,000	\$8,000				\$13,000
MoDOT #	5S2227		Local							
TIP #	2012-9		Other							
Description:	Bridge improvements over Sugar Branch Creek, 2.0 miles south of Interstate 70. Project involves bridge N0984	ROW	Federal							
			State							
			Local							
			Other							
Federal Source Agency	FHWA	CON	Federal			\$384,000			\$384,000	
Federal Funding Category	Bridge		State		\$96,000			\$96,000		
MoDOT Funding Category	Taking Care of System		Local							
Work or Fund Category	ENG/CON									
Total Project Cost	\$551,000		State (AC)							
Anticipated Federal Category - Bridge; State Funding - MoDOT, Project cost includes prior programming of \$8,000					TOTAL	\$5,000	\$20,000	\$518,000	\$0	\$543,000

MoDOT Financial Summary					
Source	2013	2014	2015	2016	TOTALS
Federal	\$658,000	\$669,000	\$5,325,000	\$0	\$6,652,000
State	\$3,290,800	\$3,523,000	\$1,333,000	\$0	\$8,146,800
Local	\$0	\$0	\$0	\$0	\$0
State (AC)	\$13,198,200	\$15,033,000	\$0	\$0	\$28,231,200
<b>Total</b>	<b>\$17,147,000</b>	<b>\$19,225,000</b>	<b>\$6,658,000</b>	<b>\$0</b>	<b>\$43,030,000</b>

Note 1: For AC Conversion Year information for applicable projects, please reference Appendix F

Note 2: Also for applicable projects, please reference Section 5, Appendices A & B, of the FY 2013-2017 STIP document available at the below link:

County: Boone		MoDOT Scoping		Funding	MPO Fiscal Year					
					2013	2014	2015	2016	TOTALS	
Project	MO 740 - Scoping for extension of corridor, Route 63 to I-70 at Lake of the Woods			ENG	Federal					
					State	\$6,000		\$200	\$6,200	
MoDOT #	5S0636				Local					
TIP #	2010-20				State (AC)	\$24,000		\$800	\$24,800	
Description:	Scoping for extension of corridor from Route 63 to I-70 at Lake of the Woods interchange. Estimated cost for the preferred alternative is \$50-\$75 million; includes Route WW widening project.			ROW	Federal					
					State					
					Local					
					Other					
Federal Source Agency				FHWA			CON	Federal		
Federal Funding Category	STP			State						
MoDOT Funding Category	State			Local						
Work or Fund Category	ENG			Other						
Total Project Cost	Future cost \$50,001 to \$75 M.									
State Funding - MoDOT; Total cost includes prior programming of \$1,528,000.					TOTAL	\$30,000	\$0	\$0	\$1,000	\$31,000

County: Boone		MoDOT Scoping		Funding	MPO Fiscal Year					
					2013	2014	2015	2016	TOTALS	
Project	US 63 - Scoping for safety improvements			ENG	Federal					
MoDOT #	5P2233				State	\$2,000		\$200	\$2,200	
TIP #	2012-7				Local					
Description:	Scoping for safety improvements at various median crossovers from Route 124 north intersection to Route 763			ROW	State (AC)	\$8,000		\$800	\$8,800	
					Federal					
					State					
					Local					
				Other						
Federal Source Agency	FHWA			CON	Federal					
Federal Funding Category	NHS				State					
MoDOT Funding Category	State				Local					
Work or Fund Category	ENG				Other					
Total Project Cost	\$21,000. Future cost \$2.001M to \$5M.									
Approximately 2 miles of project length is within Metro Area; Total cost includes prior programming of \$10,000.					TOTAL	\$10,000	\$0	\$0	\$1,000	\$11,000

County: Boone		MoDOT Scoping		Funding	MPO Fiscal Year					
					2013	2014	2015	2016	TOTALS	
Project	Interstate 70 - Scoping for bridge improvements over Garth Avenue & Route 763			ENG	Federal					
MoDOT #	5I2223				State	\$500		\$100	\$600	
TIP #	2012-8				Local					
Description:	Improvements at I-70 bridge overpasses at Garth Avenue & Route 763, bridge L0846 & L0284			ROW	State (AC)	\$4,500		\$900	\$5,400	
					Federal					
					State					
					Local					
				Other						
Federal Source Agency	FHWA			CON	Federal					
Federal Funding Category	I/M				State					
MoDOT Funding Category	Statewide Interstate/Major Bridge				Local					
Work or Fund Category	ENG				Other					
Total Project Cost	\$108,000. Future cost \$2.001 M to \$5 M.									
State funding from MoDOT; Total cost includes prior programming of \$100,000.					TOTAL	\$5,000	\$0	\$0	\$1,000	\$6,000

County: Boone		MoDOT Scoping		MPO Fiscal Year				
		Funding		2013	2014	2015	2016	TOTALS
Project	Rt. Z - Scoping for capacity improvements	ENG	Federal					\$0
MoDOT #	5S3004		State	\$1,000			\$200	\$1,200
TIP #	2013-3		Local					
Description:	Scoping for capacity improvements from St. Charles Road to I-70		State (AC)	\$4,000			\$800	\$4,800
		ROW	Federal					
			State					
			Local					
			Other					
Federal Source Agency	FHWA	CON	Federal					
Federal Funding Category	STP		State					
MoDOT Funding Category	State		Local					
Work or Fund Category	ENG		Other					
Total Project Cost	\$6,000. Future cost \$1.001M to \$2M.							
Possible cost share project with Boone County			TOTAL	\$5,000	\$0	\$0	\$1,000	\$6,000

MoDOT Scoping Financial Summary					
Source	2013	2014	2015	2016	TOTALS
Federal	\$0	\$0	\$0	\$0	\$0
State	\$9,500	\$0	\$0	\$700	\$10,200
Local	\$0	\$0	\$0	\$0	\$0
State (AC)	\$40,500	\$0	\$0	\$3,300	\$43,800
Total	\$50,000	\$0	\$0	\$4,000	\$54,000

## Boone County Road Projects

Boone County		Funding	MPO Fiscal Year					
			2013	2014	2015	2016	TOTALS	
Project	Waco Road - Highway 63 to City Limits	ENG	Federal					
			State					
MoDOT #			Local				\$ -	
TIP #	2009-10		Other					
Description:	New construction of road and bridge	ROW	Federal					
			State					
			Local	\$100,000		\$ 100,000		
			Other					
Federal Source Agency		CON	Federal					
Federal Funding Category			State					
MoDOT Funding Category			Local			\$3,400,000	\$ 3,400,000	
Work or Fund Category	ENG/CON		Other					
Total Project Cost	\$3,500,000							
Local Funding - Boone County 1/2 cent sales tax			TOTAL	\$0	\$100,000	\$0	\$3,400,000	\$ 3,500,000

Boone County			Funding	MPO Fiscal Year				
				2013	2014	2015	2016	TOTALS
Project	Highpoint Lane bridges	ENG	Federal					
MoDOT #			State					
TIP #	2012-10		Local					
Description:	Construction: 2 new bridge structures on Highpoint Ln., includes \$78,000 ENG (FY11) and \$5,000 for (ROW FY12)	ROW	Other					
			Federal					
			State					
			Local					
			Other					
Federal Source Agency		CON	Federal					
Federal Funding Category			State					
MoDOT Funding Category			Local	\$450,000				\$ 450,000
Work or Fund Category	ENG/CON		Other					
Total Project Cost	\$533,000							
Local Funding - Boone County 1/2 cent sales tax			TOTAL	\$450,000	\$0.	\$0.	\$0.	\$ 450,000

Boone County		Funding	MPO Fiscal Year					
			2013	2014	2015	2016	TOTALS	
Project	Meyer Industrial Drive extension	ENG	Federal					
MoDOT #			State					
TIP #			Local					
			Other					
Description:	Construction: Extension to existing roadway, cost includes \$20,000 ENG in FY11, plus \$500,000 in ROW in FY12	ROW	Federal					
			State					
			Local					
			Other					
Federal Source Agency		CON	Federal					
Federal Funding Category			State	\$600,000			\$ 600,000	
MoDOT Funding Category			Local	\$600,000			\$ 600,000	
Work or Fund Category	ENG/CON		Other					
Total Project Cost	\$1,720,000							
Local Funding - Boone County 1/2 cent sales tax, State funding - MoDOT			TOTAL	\$1,200,000	\$0	\$0	\$0	\$ 1,200,000

Boone County		Funding		MPO Fiscal Year			
			2013	2014	2015	2016	TOTALS
Project	Rustic Road bridge replacement	ENG	Federal				\$ -
MoDOT #		ENG	State				
TIP #		ENG	Local	\$20,000			\$ 20,000
Description:		ENG	Other				
Construct replacement for Missouri off-system bridge # 3310004 over North Fork of Grindstone Creek on Rustic Road at Columbia city limit, NBI # 21932		ROW	Federal				
			State				
			Local	\$10,000			\$ 10,000
			Other				
Federal Source Agency	FHWA	CON	Federal	\$204,255			\$ 204,255
Federal Funding Category	Innovative Bridge R&D		State				
MoDOT Funding Category			Local	\$35,745			\$ 35,745
Work or Fund Category	ENG/CON		Other				
Total Project Cost	\$270,000						
Local Funding - Boone County 1/2 cent sales tax, Federal funding from Innovative Bridge Research and Deployment			TOTAL	\$270,000	\$0	\$0	\$ 270,000

Boone County Financial Summary						
Agency	Source	2013	2014	2015	2016	TOTALS
Boone County	Federal	\$204,255	\$0	\$0	\$0	\$204,255
	State	\$600,000	\$0	\$0	\$0	\$600,000
	Local	\$1,115,745	\$100,000	\$0	\$3,400,000	\$4,615,745
	Other	\$0	\$0	\$0	\$0	\$0
Total		\$1,920,000	\$100,000	\$0	\$3,400,000	\$5,420,000



# City of Columbia Street Projects

City of Columbia - Streets		Funding	Fiscal Year					TOTALS
Project			2013	2014	2015	2016		
Highview Avenue - Jewell to Jefferson		ENG	Federal					
MoDOT #		ENG	MoDOT					
TIP #	2013-4	ENG	Local					
Description:		ENG	Other		\$40,000		\$40,000	
	Reconstruction of an unimproved local residential street	ROW	Federal					
		ROW	MoDOT					
		ROW	Local					
		ROW	Other					
Federal Source Agency		CON	Federal					
Federal Funding Category		CON	MoDOT					
MoDOT Funding Category		CON	Local					
Work or Fund Category	ENG/ROW/CON	CON	Other		\$340,000		\$340,000	
Total Project Cost	\$380,000							
Local/Other Funding - CDBG			TOTAL	\$0	\$0	\$380,000	\$0	\$380,000

City of Columbia - Streets		Funding	Fiscal Year					
			2013	2014	2015	2016	TOTALS	
Project	Scott Boulevard Phase 2	ENG	Federal					
MoDOT #			MoDOT					
TIP #	2009-26		Local	\$250,000			\$250,000	
Description:			Other					
	Vawter School Road to MKT Trail - reconstruction of an existing roadway to major arterial standards	ROW	Federal					
			MoDOT					
			Local	\$150,000			\$150,000	
			Other					
Federal Source Agency		CON	Federal					
Federal Funding Category			MoDOT					
MoDOT Funding Category			Local	\$1,370,363	\$1,696,062		\$3,066,425	
Work or Fund Category	ENG/ROW/CON		Other					
Total Project Cost	\$4,170,000							
Local Funding - development fees, capital improvement sales tax, county road tax rebate. Includes \$703,575 previously programmed.			TOTAL	\$1,770,363	\$1,696,062	\$0	\$0	\$3,466,425

City of Columbia - Streets			Funding	Fiscal Year				
				2013	2014	2015	2016	TOTALS
Project	Interstate 70-Scott Boulevard Interchange Phase I	ENG	Federal					
MoDOT #			MoDOT					
TIP #	2013-5		Local	\$17,770				\$17,770
Description:		ROW	Other					
	Design and preliminary work for new I-70 interchange associated with a Scott Boulevard northern extension		Federal					
			MoDOT					
			Local					\$0
		Other						
Federal Source Agency		CON	Federal					
Federal Funding Category			MoDOT					
MoDOT Funding Category			Local					\$0
Work or Fund Category	ENG/ROW/CON		Other					
Total Project Cost								
Local Funding - development fees, capital improvement sales tax, county road tax rebate.			TOTAL	\$17,770	\$0	\$0	\$0	\$17,770

City of Columbia - Streets		Funding		Fiscal Year				
				2013	2014	2015	2016	TOTALS
Project	Short Street Garage Traffic Mitigation	ENG	Federal					
MoDOT #			MoDOT					
TIP #	2013-16		Local					\$0
Description:	Redesign and reconstruction of Short Street-Broadway Intersection in conjunction with new parking garage construction		Other					
		ROW	Federal					
			MoDOT					
			Local					\$0
			Other					
Federal Source Agency		CON	Federal					
Federal Funding Category			MoDOT					
MoDOT Funding Category			Local	\$460,000				\$460,000
Work or Fund Category	ENG/ROW/CON		Other					
Total Project Cost								
Local Funding - development fees, capital improvement sales tax, county road tax rebate.			TOTAL	\$460,000	\$0	\$0	\$0	\$460,000

City of Columbia - Streets		Funding	Fiscal Year					
			2013	2014	2015	2016	TOTALS	
Project	Burnham/Rollins/Providence Intersection Upgrade and Study	ENG	Federal					
MoDOT #			MoDOT					
TIP #	2009-27		Local	\$387,323			\$387,323	
			Other					
Description:	Safety/access study of potential options, plus reconstruction and reconfiguration of the 3-way intersection at Route 163 (Providence)	ROW	Federal					
			MoDOT					
			Local					
			Other					
Federal Source Agency	FHWA	CON	Federal	\$1,483,130			\$1,483,130	
Federal Funding Category	STP		MoDOT					
MoDOT Funding Category			Local					
Work or Fund Category	ENG/ROW/CON		Other					
Total Project Cost	\$2,380,630							
Local Funding - 1/4 cent capital improvements sales tax, Federal funding - STP. Includes \$510,177 previously programmed.			TOTAL	\$1,870,453	\$0	\$0	\$0	\$1,870,453

City of Columbia - Streets		Funding	Fiscal Year				TOTALS	
			2013	2014	2015	2016		
Project	Prairie Lane Connection	ENG	Federal					
MoDOT #			MoDOT					
TIP #	2012-20		Local				\$0	
Description:	Construction of extension of Prairie Lane local residential street to connect a gap of approximately 85' and link two residential subdivisions	ROW	Other					
			Federal					
			MoDOT					
		CON	Local				\$0	
			Other					
			Federal					
Federal Source Agency		CON	MoDOT					
Federal Funding Category			Local	\$317,000			\$317,000	
MoDOT Funding Category			Other					
Work or Fund Category	ENG/ROW/CON							
Total Project Cost	\$317,000							
Local Funding - 1/4 cent capital improvements sales tax			TOTAL	\$317,000	\$0	\$0	\$0	\$317,000

City of Columbia-Streets Financial Summary						
Agency	Source	2013	2014	2015	2016	TOTALS
City of Columbia	Federal	\$1,483,130	\$0	\$0	\$0	\$1,483,130
	MoDOT	\$0	\$0	\$0	\$0	\$0
	Local	\$2,952,456	\$1,696,062	\$0	\$0	\$4,648,518
	Other	\$0	\$0	\$380,000	\$0	\$380,000
Total		\$4,435,586	\$1,696,062	\$380,000	\$0	\$6,511,648

Includes new projects 2013-4, 2013-5, and 2013-16.

Note: #2013-5 previously shown as 2012-21 strictly as an illustrative project

## City of Columbia Sidewalk Projects

City of Columbia - Sidewalks		Funding		Fiscal Year				
				2013	2014	2015	2016	TOTALS
Project	Texas Avenue Sidewalk; Garth to Providence	ENG	Federal					
MoDOT #			MoDOT					
TIP #	2009-33		Local					
			Other					
Description:	Construction of a sidewalk to fill gap on neighborhood collector street near elementary school	ROW	Federal					
			MoDOT					
			Local					
			Other					
Federal Source Agency		CON	Federal					
Federal Funding Category			MoDOT					
MoDOT Funding Category			Local	\$117,000				\$117,000
Work or Fund Category	ROW/CON		Other					
Total Project Cost	\$130,000							
Local funding - Annual Sidewalks (1/4 cent capital improvements sales tax)			TOTAL	\$117,000	\$0	\$0	\$0	\$117,000

City of Columbia - Sidewalks			Funding	Fiscal Year				
				2013	2014	2015	2016	TOTALS
Project	Scott's Branch Trail Phase II	ENG	Federal					
MoDOT #			MoDOT					
TIP #	2010-13		Local	\$20,000				\$20,000
Description:	Construct Greenbelt Trail from Chapel Hill pedway terminus to east side of Perche Creek	ROW	Other					
			Federal					
			MoDOT					
			Local	\$20,000				\$20,000
Federal Source Agency		CON	Other					
Federal Funding Category			Federal					
MoDOT Funding Category			MoDOT					
Work or Fund Category	ENG/ROW/CON		Local	\$160,000				\$160,000
Total Project Cost	\$200,000		Other					
Local funding - Parks Sales Tax			TOTAL	\$200,000	\$0	\$0	\$0	\$200,000

City of Columbia - Sidewalks			Funding	Fiscal Year				
				2013	2014	2015	2016	TOTALS
Project	East Side Sidewalks Phase III	ENG	Federal					
MoDOT #			MoDOT					
TIP #	2011-10		Local					\$0
			Other					
Description:	Reconstruction of existing sidewalk system in East Campus area	ROW	Federal					
			MoDOT					
			Local					\$0
			Other					
Federal Source Agency		CON	Federal					
Federal Funding Category			MoDOT					
MoDOT Funding Category			Local					
Work or Fund Category	CON		Other	\$307,513				\$307,513
Total Project Cost	\$307,513							
Funding - CDBG								
			TOTAL	\$307,513	\$0	\$0	\$0	\$307,513

City of Columbia - Sidewalks			Funding	Fiscal Year				
				2012	2013	2014	2015	TOTALS
Project	Worley Street Sidewalk	ENG	Federal					
MoDOT #			MoDOT					
TIP #	2013-6		Local					
			Other			\$40,000		\$40,000
Description:	Construction of a new sidewalk on the north side of Worley Street, Clinkscales to Bernadette	ROW	Federal					
			MoDOT					
			Local					
			Other					
Federal Source Agency		CON	Federal					
Federal Funding Category			MoDOT					
MoDOT Funding Category			Local					
Work or Fund Category	CON		Other				\$240,000	\$240,000
Total Project Cost	\$280,000							
Local/Other Funding - CDBG			TOTAL	\$0	\$0	\$40,000	\$240,000	\$280,000

City of Columbia - Sidewalks Financial Summary						
Agency	Source	2013	2014	2015	2016	TOTALS
City of Columbia	Federal	\$0	\$0	\$0	\$0	\$0
	MoDOT	\$0	\$0	\$0	\$0	\$0
	Local	\$317,000	\$0	\$0	\$0	\$317,000
	Other	\$307,513	\$0	\$40,000	\$240,000	\$587,513
Total		\$624,513	\$0	\$40,000	\$240,000	\$904,513

# City of Columbia Non Motorized Pilot Program (Get About Columbia) Projects

City of Columbia-GetAboutColumbia			Funding	Fiscal Year				
				2013	2014	2015	2016	TOTALS
Project	Bike Boulevard System	ENG	Federal					
Federal #	CPP-9999 (512)		MoDOT					
TIP #	2013-7		Local					
			Other					
Description:	Construction of bike boulevards in various locations	ROW	Federal					
			MoDOT					
			Local					
			Other					
Federal Source Agency	FHWA	CON	Federal	\$350,000	\$200,000			\$ 550,000
Federal Funding Category	Non-Motorized		MoDOT					
MoDOT Funding Category			Local					
Work or Fund Category	CON		Other					
Total Project Cost	\$550,000							
			TOTAL	\$350,000	\$200,000	\$0	\$0	\$550,000

City of Columbia-GetAboutColumbia		Funding	Fiscal Year					
			2013	2014	2015	2016	TOTALS	
Project	Providence Bikeway South: Green Meadows Road to Rockbridge	ENG	Federal					
Federal #	CPP-9999 (506e)		MoDOT					
TIP #	2012-19		Local					
Description:	Bioretention component of bikeway project, includes construction and implementation of rain gardens along project corridor	ROW	Other					
			Federal					
			MoDOT					
			Local					
			Other					
Federal Source Agency	FHWA	CON	Federal	\$250,000			\$ 250,000	
Federal Funding Category	Non-Motorized		MoDOT					
MoDOT Funding Category			Local					
Work or Fund Category	CON		Other					
Total Project Cost	\$250,000							
			TOTAL	\$250,000	\$0	\$0	\$0	\$250,000

City of Columbia-GetAboutColumbia			Funding	Fiscal Year				
				2013	2014	2015	2016	TOTALS
Project	Ashland Road Sidewalk	ENG	Federal					
Federal #	CPP-9999 (513)		MoDOT					
TIP #	2013-8		Local					
			Other					
Description:	Construction of a sidewalk along Ashland Road, from Campus Drive to Stadium Boulevard, near the MU campus	ROW	Federal					
			MoDOT					
			Local					
			Other					
Federal Source Agency	FHWA	CON	Federal	\$350,000				\$ 350,000
Federal Funding Category	Non-Motorized		MoDOT					
MoDOT Funding Category			Local					
Work or Fund Category	CON		Other					
Total Project Cost	\$350,000							
			TOTAL	\$350,000	\$0	\$0	\$0	\$350,000

City of Columbia-Get/AboutColumbia			Funding	Fiscal Year				
				2013	2014	2015	2016	TOTALS
Project	Fairview Road Sidewalk	ENG	Federal	\$40,000				\$ 40,000
			MoDOT					
Federal #	CPP-9999 (514)		Local					
TIP #	2013-9		Other					
Description:	Construction of a sidewalk along the east side of Fairview Road, from Highland Drive to Broadway	ROW	Federal	\$30,000	\$20,000			\$ 50,000
			MoDOT					
			Local					
			Other					
Federal Source Agency	FHWA	CON	Federal		\$400,000			\$ 400,000
Federal Funding Category	Non-Motorized		MoDOT					
MoDOT Funding Category			Local					
Work or Fund Category	CON		Other					
Total Project Cost	\$490,000							
			TOTAL	\$70,000	\$420,000	\$0	\$0	\$490,000

City of Columbia-Get/AboutColumbia		Funding	Fiscal Year					
			2013	2014	2015	2016	TOTALS	
Project	Greenbriar to Hinkson Creek Trail and MU (Greenbriar to HCT Connection)	ENG	Federal					
Federal #	CPP-9999 (506)		MoDOT					
TIP #	2009-39		Local					
			Other					
Description:	Hard surface trail connector from Greenbriar to the Hinkson Creek Trail	ROW	Federal					
			MoDOT					
			Local					
			Other					
Federal Source Agency	FHWA	CON	Federal	\$50,000			\$ 50,000	
Federal Funding Category	Non-Motorized		MoDOT					
MoDOT Funding Category			Local					
Work or Fund Category	CON		Other					
Total Project Cost	\$1,691,370							
			TOTAL	\$50,000	\$0	\$0	\$0	\$50,000

City of Columbia-Get/AboutColumbia			Funding	Fiscal Year				
				2013	2014	2015	2016	TOTALS
Project	Old 63 Grindstone (Pedway from Moon Valley to Bearfield)	ENG	Federal	\$30,000				\$ 30,000
Federal #	CPP-9999 (508)		MoDOT					
TIP #	2009-40		Local					
Description:	Construction of pedway	ROW	Other					
			Federal					
			MoDOT					
			Local					
			Other					
Federal Source Agency	FHWA	CON	Federal	\$1,600,000				\$ 1,600,000
Federal Funding Category	Non-Motorized		MoDOT					
MoDOT Funding Category			Local					
Work or Fund Category	ROW/CON		Other					
Total Project Cost	\$1,849,020							
			TOTAL	\$1,630,000	\$0	\$0	\$0	\$1,630,000

City of Columbia-GetAboutColumbia			Funding	Fiscal Year				
				2013	2014	2015	2016	TOTALS
Project	Downtown HUB: Providence Douglas to Flat Branch & replace existing	ENG	Federal					
Federal #	CPP-9999 (509)		MoDOT					
TIP #	2009-41		Local					
Description:	Construction of pedway from Douglass HS to Flat Branch & ped overpass at Douglass HS	ROW	Other					
			Federal					
			MoDOT					
		Federal Source Agency	FHWA	Local				
Federal Funding Category	Non-Motorized	CON	Other					
MoDOT Funding Category			Federal	\$20,000				\$ 20,000
Work or Fund Category	ROW/CON		MoDOT					
Total Project Cost	\$860,877		Local					
			Other					
			TOTAL	\$20,000	\$0	\$0	\$0	\$20,000

City of Columbia-GetAboutColumbia			Funding	Fiscal Year				
				2013	2014	2015	2016	TOTALS
Project	Providence Road Pedway - Business Loop 70 to Vandiver	ENG	Federal					
Federal #	CPP-9999 (517)		MoDOT					
TIP #	2009-42		Local					
Description:	Construction of pedway		Other					
		Federal						
		MoDOT						
		Local						
		Other						
Federal Source Agency	FHWA	CON	Federal	\$500,000				\$ 500,000
Federal Funding Category	Non-Motorized		MoDOT					
MoDOT Funding Category			Local					
Work or Fund Category	CON		Other					
Total Project Cost	\$541,980							
			TOTAL	\$500,000	\$0	\$0	\$0	\$500,000

City of Columbia-GetAboutColumbia			Funding	Fiscal Year				
				2013	2014	2015	2016	TOTALS
Project	MKT Connectors/Improvements (Wilson's; Katy Place; Garth	ENG	Federal					
Federal #	CPP-9999 (506)		MoDOT					
TIP #	2009-43		Local					
Description:	Construction of connectors to the MKT trail at various locations	ROW	Other					
			Federal					
			MoDOT					
			Local					
			Other					
Federal Source Agency	FHWA	CON	Federal	\$500,000				\$ 500,000
Federal Funding Category	Non-Motorized		MoDOT					
MoDOT Funding Category			Local					
Work or Fund Category	ENG/ROW/CON		Other					
Total Project Cost	\$1,317,280							
			TOTAL	\$500,000	\$0	\$0	\$0	\$500,000

City of Columbia-Get About Columbia			Funding	Fiscal Year				
				2013	2014	2015	2016	TOTALS
Project	Manor Drive Sidewalk	ENG	Federal	\$40,000				\$ 40,000
			MoDOT					
Federal #			Local					
TIP #			Other					
Description:	Construction of a sidewalk along Manor Drive, a neighborhood collector street, from Rollins Road to Broadway	ROW	Federal	\$30,000	\$20,000			\$ 50,000
			MoDOT					
			Local					
			Other					
Federal Source Agency	FHWA	CON	Federal		\$400,000			\$ 400,000
Federal Funding Category	Non-Motorized		MoDOT					
MoDOT Funding Category			Local					
Work or Fund Category	CON		Other					
Total Project Cost	\$490,000							
			TOTAL	\$70,000	\$420,000	\$0	\$0	\$490,000

City of Columbia-Get About Columbia			Funding	Fiscal Year				
				2013	2014	2015	2016	TOTALS
Project	Forum Boulevard Pedestrian Bridge	ENG	Federal	\$200,000				\$ 200,000
Federal #	CPP-9999 (516)		MoDOT					
TIP #	2013-11		Local					
Description:	Construction of a new pedestrian bridge at the existing Forum Boulevard bridge over Hinkson Creek	ROW	Other					
			Federal	\$100,000			\$ 100,000	
			MoDOT					
			Local					
			Other					
Federal Source Agency	FHWA	CON	Federal		\$1,500,000			\$ 1,500,000
Federal Funding Category	Non-Motorized		MoDOT					
MoDOT Funding Category			Local					
Work or Fund Category	CON		Other					
Total Project Cost	\$1,800,000							
			TOTAL	\$300,000	\$1,500,000	\$0	\$0	\$1,800,000

City of Columbia-Get About Columbia		Funding	Fiscal Year					
			2013	2014	2015	2016	TOTALS	
Project	Hominy Trail Phase II: Woodridge Park to Clark Lane	ENG	Federal					
Federal #	CPP-9999 (511)		MoDOT					
TIP #	2009-47		Local					
Description:	Construction of hard surface trail along Hominy Branch Creek from Woodridge Park to Clark Lane	ROW	Other					
			Federal	\$100,000			\$ 100,000	
			MoDOT					
			Local					
			Other					
Federal Source Agency	FHWA	CON	Federal	\$1,000,000			\$ 1,000,000	
Federal Funding Category	Non-Motorized		MoDOT					
MoDOT Funding Category			Local					
Work or Fund Category	ROW/CON		Other					
Total Project Cost	\$1,100,000							
			TOTAL	\$1,100,000	\$0	\$0	\$0	\$1,100,000



City of Columbia Get About Columbia		Funding	Fiscal Year					
			2013	2014	2015	2016	TOTALS	
Project	Staff payroll & supplies, office lease & related, current project studies	ENG	Federal	\$400,000	\$400,000	\$400,000	\$400,000	\$ 1,600,000
Federal #	CPP-9999 (501)		MoDOT					
TIP #	2009-89		Local					
Description:	Various miscellaneous expenses associated with running office, paying staff		Other					
		ROW	Federal					
			MoDOT					
			Local					
			Other					
Federal Source Agency	FHWA	CON	Federal					
Federal Funding Category	Non-Motorized		MoDOT					
MoDOT Funding Category			Local					
Work or Fund Category	ENG		Other					
Total Project Cost	\$1,600,000							
			TOTAL	\$400,000	\$400,000	\$400,000	\$400,000	\$1,600,000

City of Columbia-GetAboutColumbia			Funding	Fiscal Year				
				2013	2014	2015	2016	TOTALS
Project	Promotion & education activities	ENG	Federal	\$250,000	\$250,000	\$250,000	\$250,000	\$ 1,000,000
Federal #	CPP-9999 (503)		MoDOT					
TIP #	2009-90		Local					
Description:	Print and other media promotion of the Non-Motorized program, as well as education outreach		Other					
		ROW	Federal					
			MoDOT					
			Local					
			Other					
Federal Source Agency	FHWA	CON	Federal					
Federal Funding Category	Non-Motorized		MoDOT					
MoDOT Funding Category			Local					
Work or Fund Category	ENG		Other					
Total Project Cost	\$1,000,000							
			TOTAL	\$250,000	\$250,000	\$250,000	\$250,000	\$1,000,000

City of Columbia-Get About Columbia		Funding	Fiscal Year					
			2013	2014	2015	2016	TOTALS	
Project	Street markings, signage, six minor intersections, bicycle racks &	ENG	Federal					
Federal #	CPP-9999 (504)		MoDOT					
TIP #	2009-91		Local					
Description:	Implementation of a variety of projects to improve the existing street system for biking and walking	ROW	Other					
			Federal					
			MoDOT					
			Local					
			Other					
Federal Source Agency	FHWA	CON	Federal	\$400,000	\$200,000	\$200,000	\$200,000	\$ 1,000,000
Federal Funding Category	Non-Motorized		MoDOT					
MoDOT Funding Category			Local					
Work or Fund Category	ENG/CON		Other					
Total Project Cost	\$1,000,000							
			TOTAL	\$400,000	\$200,000	\$200,000	\$200,000	\$1,000,000

City of Columbia-Get About Columbia		Funding		Fiscal Year				
				2013	2014	2015	2016	TOTALS
Project	Contingency Funding	ENG	Federal	\$1,000,000				\$ 1,000,000
Federal #	CPP-9999 (501)		MoDOT					
TIP #	2010-14		Local					
Description:	Per FY 2010 continuing resolution, figures reflect additional funding to be allocated and available for future projects		Other					
		ROW	Federal	\$100,000	\$100,000	\$100,000		\$ 300,000
			MoDOT					
			Local					
			Other					
Federal Source Agency	FHWA	CON	Federal	\$400,000	\$1,900,000	\$1,600,000		\$ 3,900,000
Federal Funding Category	Non-Motorized		MoDOT					
MoDOT Funding Category			Local					
Work or Fund Category			Other					
				TOTAL	\$1,500,000	\$2,000,000	\$1,700,000	\$0

Get About Columbia Financial Summary						
Agency	Source	2013	2014	2015	2016	TOTALS
City of Columbia	Federal	\$7,740,000	\$5,390,000	\$2,550,000	\$850,000	\$16,530,000
	MoDOT	\$0	\$0	\$0	\$0	\$0
	Local	\$0	\$0	\$0	\$0	\$0
	Other	\$0	\$0	\$0	\$0	\$0
Total		\$7,740,000	\$5,390,000	\$2,550,000	\$850,000	\$16,530,000

## Railroad/Highway Projects

City of Columbia - Railroad/Highway			Funding	Fiscal Year				
				2013	2014	2015	2016	TOTALS
Project		ENG	Federal					\$ -
			MoDOT					\$ -
Federal Project #			Local					\$ -
TIP #			Other					\$ -
Description:		ROW	Federal					\$ -
			MoDOT					\$ -
			Local					\$ -
			Other					\$ -
Federal Source Agency		CON	Federal					\$ -
Federal Funding Category			MoDOT					\$ -
MoDOT Funding Category			Local					\$ -
Work or Fund Category			Other					\$ -
Total Project Cost								
			TOTAL	\$0	\$0	\$0	\$0	\$ -

Railroad/Highway Financial Summary						
Agency	Source	2013	2014	2015	2016	TOTALS
City of Columbia	Federal	\$0				\$0
	MoDOT	\$0				\$0
	Local	\$0				\$0
	Other	\$0				\$0
Total		\$0	\$0	\$0	\$0	\$0

There are no Railroad/Highway projects for FY 2013.

# City of Columbia and MoDOT STP Transportation Enhancements Projects

City of Columbia - Enhancements		Funding	Fiscal Year				TOTALS
Project			2013	2014	2015	2016	
MoDOT #		ENG	Federal				\$ -
Federal Project #			MoDOT				\$ -
TIP #			Local				
Description:			Other				
		ROW	Federal				
			MoDOT				\$ -
			Local				
			Other				
Federal Source Agency	FHWA	CON	Federal				\$ -
Federal Funding Category	STP Enhancement funds		MoDOT				\$ -
MoDOT Funding Category			Local				
Work or Fund Category	ENG/ROW/CON		Other				
Total Project Cost							
			TOTAL	\$0	\$0	\$0	\$0

MoDOT - Enhancements		Funding	Fiscal Year				TOTALS
Project			2013	2014	2015	2016	
Federal Project #		ENG	Federal				\$ -
MoDOT #			MoDOT				\$ -
TIP #			Local				\$ -
Description:			Other				\$ -
		ROW	Federal				\$ -
			MoDOT				\$ -
			Local				
			Other				
Federal Source Agency	FHWA	CON	Federal				\$ -
Federal Funding Category	STP, STP Enhancement		MoDOT				\$ -
MoDOT Funding Category	Major Projects and Emerging Needs		Local				
Work or Fund Category	ENG/ROW/CON		Other				
Total Project Cost							
			TOTAL	\$0	\$0	\$0	\$0

Transportation Enhancement Financial Summary						
Agencies	Source	2013	2014	2015	2016	TOTALS
MoDOT	Federal	\$0	\$0	\$0	\$0	\$0
City of Columbia	MoDOT	\$0	\$0	\$0	\$0	\$0
	Local	\$0	\$0	\$0	\$0	\$0
	Other	\$0	\$0	\$0	\$0	\$0
Total		\$0	\$0	\$0	\$0	\$0

# Transit Projects

City of Columbia - Transit		Funding		Fiscal Year				TOTALS
Project	CT System: Maintenance of existing operations and facilities & equipment	ENG	Federal	2013	2014	2015	2016	
State #		ENG	State					
TIP #	2009-61	ENG	Local					
Description:		ENG	Other					
		ROW	Federal					
		ROW	State					
		ROW	Local					
		ROW	Other					
Federal Source Agency	FTA	CON	Federal	\$2,276,003	\$2,276,003	\$2,276,003	\$2,276,003	\$ 9,104,012
Federal Funding Category	Section 5307	CON	State	\$15,000	\$15,000	\$15,000	\$15,000	\$ 60,000
State Funding Category	STF	CON	Local	\$1,711,075	\$1,763,852	\$1,797,698	\$1,842,641	\$ 7,105,266
Work or Fund Category		CON	Other					
Total Project Cost	\$12,591,965							
Local Funding - 1/2 cent transportation sales tax, State funding - State Transportation Fund			TOTAL	\$4,002,078	\$4,044,855	\$4,088,701	\$4,133,644	\$16,269,278

Note: STF is State Transit Funding, which is operating assistance provided for transit purposes.

City of Columbia - Transit		Funding		Fiscal Year				TOTALS
Project	CT System; Replace two (2) paratransit vehicles (rollover)	ENG	Federal					
State #		ENG	State					
TIP #	2009-62	ENG	Local					
Description:		ENG	Other					
		ROW	Federal					
		ROW	State					
		ROW	Local					
		ROW	Other					
Federal Source Agency	FTA	CON	Federal		\$144,000			\$ 144,000
Federal Funding Category	Section 5309	CON	State					
State Funding Category		CON	Local		\$36,000			\$ 36,000
Work or Fund Category		CON	Other					
Total Project Cost	\$180,000							
Local Funding - 1/2 cent transportation sales tax			TOTAL	\$0	\$180,000	\$0	\$0	\$180,000

Note: Section 5309 funding availability is subject to Congressional action or selection as part of the FTA rating process

City of Columbia - Transit		Funding		Fiscal Year				TOTALS
Project	One (1) 35' transit bus for fixed route fleet (rollover)	ENG	Federal					
State #		ENG	State					
TIP #	2009-69	ENG	Local					
Description:		ENG	Other					
		ROW	Federal					
		ROW	State					
		ROW	Local					
		ROW	Other					
Federal Source Agency	FTA	CON	Federal	\$307,490				\$307,490
Federal Funding Category	Section 5309	CON	State					
State Funding Category		CON	Local	\$76,872				\$76,872
Work or Fund Category	CON	CON	Other					
Total Project Cost	\$384,362							
Local Funding - 1/2 cent transportation sales tax			TOTAL	\$384,362	\$0	\$0	\$0	\$384,362

Note: Section 5309 funding availability is subject to Congressional action or selection as part of the FTA rating process

City of Columbia - Transit		Funding		Fiscal Year				TOTALS
Project	Two (2) 40' transit buses w/GFI cardswipe fareboxes, digital video security systems,	ENG	Federal					
State #		ENG	State					
TIP #	2009-73	ENG	Local					
Description:		ENG	Other					
		ROW	Federal					
		ROW	State					
		ROW	Local					
		ROW	Other					
Federal Source Agency	FTA	CON	Federal	\$851,040				\$851,040
Federal Funding Category	Section 5309	CON	State					
State Funding Category		CON	Local	\$212,760				\$212,760
Work or Fund Category		CON	Other					
Total Project Cost	\$1,063,800							
Local Funding - 1/2 cent transportation sales tax			TOTAL	\$1,063,800	\$0	\$0	\$0	\$1,063,800

Note: Section 5309 funding availability is subject to Congressional action or selection as part of the FTA rating process

City of Columbia - Transit		Funding		Fiscal Year				
				2013	2014	2015	2016	TOTALS
Project	Replacement of five (5) 30' New Flyer transit buses	ENG	Federal					
State #			State					
TIP #	2009-74		Local					
Description:	Replacement equipment for the fixed route fleet, #1892, 1893, 1894, 1895, 1896 Federal Section 5309		Other					
		Federal						
		State						
		Local						
		Other						
Federal Source Agency	FTA	CON	Federal	\$2,040,532				\$2,040,532
Federal Funding Category	Section 5309		State					
State Funding Category			Local	\$510,133				\$510,133
Work or Fund Category			Other					
Total Project Cost	\$2,550,665							
Local Funding - 1/2 cent transportation sales tax			TOTAL	\$2,550,665	\$0	\$0	\$0	\$2,550,665

Note: Section 5309 funding availability is subject to Congressional action or selection as part of the FTA rating process

City of Columbia - Transit		Funding		Fiscal Year				
				2013	2014	2015	2016	TOTALS
Project	Replacement of seven (7) 40' New Flyer transit buses	ENG	Federal					
State #			State					
TIP #	2010-15		Local					
Description:	Replacement equipment for the fixed route fleet #1885, 1886, 1887, 1888, 1889, 1890, 1891 Federal Section 5309		Other					
		ROW	Federal					
			State					
			Local					
			Other					
Federal Source Agency	FTA	CON	Federal	\$2,856,745				\$2,856,745
Federal Funding Category	Section 5309		State					
State Funding Category			Local	\$714,186				\$714,186
Work or Fund Category			Other					
Total Project Cost	\$3,570,931							
Local Funding - 1/2 cent transportation sales tax			TOTAL	\$3,570,931	\$0	\$0	\$0	\$3,570,931

Note: Section 5309 funding availability is subject to Congressional action or selection as part of the FTA rating process

City of Columbia - Transit		Funding		Fiscal Year				
				2013	2014	2015	2016	TOTALS
Project	Two (2) Park & Ride Facilities (north & south)	ENG	Federal					
State #			State					
TIP #	2010-16		Local					
Description:	Park & Ride facilities for North and South commuter route expansion per Master Plan Federal section 5309		Other					
		Federal						
		State						
		Local						
		Other						
Federal Source Agency	FTA	CON	Federal		\$1,600,000		\$1,600,000	
Federal Funding Category	Section 5309		State					
State Funding Category			Local		\$400,000		\$400,000	
Work or Fund Category			Other					
Total Project Cost								
Local Funding - 1/2 cent transportation sales tax			TOTAL	\$0	\$0	\$2,000,000	\$0	\$2,000,000

Note: Section 5309 funding availability is subject to Congressional action or selection as part of the FTA rating process

City of Columbia - Transit		Funding		Fiscal Year				
				2013	2014	2015	2016	TOTALS
Project	CT System: twenty (20) Bus Shelters (rollover)	ENG	Federal					
State #			State					
TIP #	2009-95		Local					
Description:			Other					
	Install 20 new bus shelters, replacing benches at previously designated locations	ROW	Federal					
			State					
			Local					
			Other					
Federal Source Agency	FTA	CON	Federal	\$33,280	\$33,280	\$120,840		\$187,400
Federal Funding Category	Section 5309		State					
State Funding Category			Local	\$8,320	\$8,320	\$30,210		\$46,850
Work or Fund Category	CON		Other					
Total Project Cost	\$234,250							
Local Funding - 1/2 cent transportation sales tax			TOTAL	\$41,600	\$41,600	\$151,050	\$0	\$234,250

Note: Section 5309 funding availability is subject to Congressional action or selection as part of the FTA rating process

City of Columbia - Transit		Funding		Fiscal Year				
				2013	2014	2015	2016	TOTALS
Project	CT System: ten (10) Bus Benches (rollover)	ENG	Federal					
State #			State					
TIP #	2009-96		Local					
Description:	Install 10 new bus stop benches and related amenities at various locations around the system		Other					
		Federal						
		State						
		Local						
		Other						
Federal Source Agency	FTA	CON	Federal		\$54,280			\$54,280
Federal Funding Category	Section 5309		State					
State Funding Category			Local		\$13,750			\$13,750
Work or Fund Category	CON		Other					\$0
Total Project Cost	\$67,850							
Local Funding - 1/2 cent transportation sales tax			TOTAL	\$0	\$68,030	\$0	\$0	\$68,030

Note: Section 5309 funding availability is subject to Congressional action or selection as part of the FTA rating process

City of Columbia - Transit		Funding		Fiscal Year				
				2013	2014	2015	2016	TOTALS
Project	CT System: Replacement of Bus Wash	ENG	Federal					
State #			State					
TIP #	2013-12		Local					
Description:	Purchase replacement for aging bus wash with new wash equipment and related structures		Other					
		Federal						
		State						
		Local						
		Other						
Federal Source Agency	FTA	CON	Federal		\$400,000			\$400,000
Federal Funding Category	Section 5309		State					
State Funding Category			Local		\$100,000			\$100,000
Work or Fund Category	CON		Other					
Total Project Cost	\$500,000							
Local Funding - 1/2 cent transportation sales tax			TOTAL	\$0	\$500,000	\$0	\$0	\$500,000

Note: Section 5309 funding availability is subject to Congressional action or selection as part of the FTA rating process

City of Columbia - Transit		Funding		Fiscal Year				
				2013	2014	2015	2016	TOTALS
Project	CT System, Bus Priority System for Traffic Signal Control	ENG	Federal					
State #			State					
TIP #	2010-17		Local					
Description:	Traffic signal controller system to enable bus priority at signals for late routes		Other					
		Federal						
		State						
		Local						
		Other						
Federal Source Agency	FTA	CON	Federal	\$80,000				\$80,000
Federal Funding Category	Section 5309		State					
State Funding Category			Local	\$20,000				\$20,000
Work or Fund Category	CON		Other					
Total Project Cost	\$100,000	TOTAL						
Local Funding - 1/2 cent transportation sales tax			TOTAL	\$100,000	\$0	\$0	\$0	\$100,000

Note: Section 5309 funding availability is subject to Congressional action or selection as part of the FTA rating process

City of Columbia - Transit		Fund/Line	Fiscal Year					
			2013	2014	2015	2016	TOTALS	
Project	CT System, Replacement of van	ENG	Federal					
State #			State					
TIP #	2011-14		Local					
Description:	Purchase of fifteen (15) passenger van as replacement for existing vehicle # 1967		Other					
		Federal						
		State						
		Local						
		ROW	Other					
Federal Source Agency	FTA		Federal	\$28,000			\$28,000	
Federal Funding Category	Section 5309		State					
State Funding Category			Local	\$7,000			\$7,000	
Work or Fund Category	CON		Other					
Total Project Cost	\$35,000							
Local Funding - 1/2 cent transportation sales tax			TOTAL	\$35,000	\$0	\$0	\$0	\$35,000

Note: Section 5309 funding availability is subject to Congressional action or selection as part of the FTA rating process

Services for Independent Living		Funding		Fiscal Year				
				2013	2014	2015	2016	TOTALS
Project	Purchase of two lift-equipped vans	ENG	Federal					
State #			State					
TIP #	2013-13		Local					
Description:	One Chrysler mini-van (estimated cost \$41,500), two Ford mini-buses (estimated cost \$55,000 each)		Other					
		ROW	Federal					
			State					
			Local					
			Other					
Federal Source Agency	FTA	CON	Federal	\$122,000				\$122,000
Federal Funding Category	Section 5310		State					
State Funding Category			Local					
Work or Fund Category	CON		Other	\$30,500				\$30,500
Total Project Cost								
Other Funding - Services for Independent Living (SiL), Inc.			TOTAL	\$152,500	\$0	\$0	\$0	\$152,500

Burrell Behavioral Health, Inc.		Funding		Fiscal Year				
				2013	2014	2015	2016	TOTALS
Project	Purchase of modified passenger van	ENG	Federal					
State #			State					
TIP #	2010-18		Local					
Description:	Purchase of raised roof modified wheelchair lifted equippped van in FY 2012, 15-passenger vans in FYs 2013-15		Other					
		ROW	Federal					
			State					
			Local					
		Other						
Federal Source Agency	FTA	CON	Federal	\$42,400	\$22,400	\$22,400	\$22,400	\$109,600
Federal Funding Category	Section 5310		State					
State Funding Category			Local					
Work or Fund Category	CON		Other	\$10,600	\$5,600	\$5,600	\$5,600	\$27,400
Total Project Cost	\$137,000							
Other Funding - Burrell Behavioral Health			TOTAL	\$63,000	\$28,000	\$28,000	\$28,000	\$137,000

OATS, Inc.		Funding		Fiscal Year				
				2013	2014	2015	2016	TOTALS
Project	Purchase of office and shop equipment	ENG	Federal					
State #			State					
TIP #	2012-16		Local					
Description:			Other					
		ROW	Federal					
			State					
			Local					
		Other						
Federal Source Agency	FTA	CON	Federal			\$5,000		\$5,000
Federal Funding Category	Pending (Sec. 5309)		State					
State Funding Category			Local					
Work or Fund Category	CON		Other			\$1,250		\$1,250
Total Project Cost	\$6,250							
Other Funding - OATS, Inc.			TOTAL	\$0	\$0	\$6,250	\$0	\$6,250

Note: Section 5309 funding availability is subject to Congressional action or selection as part of the FTA rating process

OATS, Inc.		Funding		Fiscal Year				
				2013	2014	2015	2016	TOTALS
Project	Purchase of fifteen (15) lift-equipped vehicles	ENG	Federal					
State #			State					
TIP #	2013-14		Local					
Description:	Purchase of fifteen (15) lift-equipped vehicles to provide service in CATSO Metro Area		Other					
		Federal						
		State						
		Local						
		Other						
Federal Source Agency	FTA	CON	Federal		\$420,000			\$420,000
Federal Funding Category	Pending (Sec. 5309)		State					
State Funding Category			Local					
Work or Fund Category	CON		Other		\$105,000			\$105,000
Total Project Cost	\$525,000							
Other Funding - OATS, Inc.			TOTAL	\$0	\$525,000	\$0	\$0	\$525,000



OATS, Inc.		Funding		Fiscal Year				
				2013	2014	2015	2016	TOTALS
Project	Purchase of fifteen (15) lift-equipped vehicles	ENG	Federal					
State #			State					
TIP #	2013-15		Local					
Description:	Purchase of fifteen (15) lift-equipped vehicles to provide service in CATSO Metro Area		Other					
		ROW	Federal					
			State					
			Local					
	Other							
Federal Source Agency	FTA	CON	Federal				\$420,000	\$420,000
Federal Funding Category	Pending (Sec. 5309)		State					
State Funding Category			Local					
Work or Fund Category	CON		Other				\$105,000	\$105,000
Total Project Cost	\$525,000							
Other Funding - OATS, Inc.			TOTAL	\$0	\$0	\$0	\$525,000	\$525,000

Note: Section 5309 funding availability is subject to Congressional action or selection as part of the FTA rating process

OATS, Inc.		Funding		Fiscal Year				
				2013	2014	2015	2016	TOTALS
Project	JARC funding for employment transportation	ENG	Federal					
State #			State					
TIP #	2009-83		Local					
Description:	JARC-Small Urban Section 5316 funding for employment transportation		Other					
		ROW	Federal					
			State					
			Local					
			Other					
Federal Source Agency	FTA	CON	Federal	\$180,000	\$180,000			\$360,000
Federal Funding Category	Section 5316		State					
State Funding Category			Local					
Work or Fund Category			Other	\$45,000	\$45,000			\$90,000
Total Project Cost	\$260,000							
Other Funding - OATS, Inc.			TOTAL	\$225,000	\$225,000	\$0	\$0	\$450,000

OATS, Inc.		Funding		Fiscal Year				
				2013	2014	2015	2016	TOTALS
Project	Funding for general public transportation in rural Boone County	ENG	Federal					
State #			State					
TIP #	2009-84		Local					
Description:	Section 5311 funding for general public transportation in rural Boone County, all service operates from base in MPO		Other					
		ROW	Federal					
			State					
			Local					
		Other						
Federal Source Agency	FTA	CON	Federal	\$27,000	\$27,000	\$30,000	\$30,000	\$114,000
Federal Funding Category	Section 5311		State					
State Funding Category			Local					
Work or Fund Category	CON		Other	\$27,000	\$27,000	\$30,000	\$30,000	\$114,000
Total Project Cost	\$228,000							
Other Funding - OATS, Inc.			TOTAL	\$54,000	\$54,000	\$60,000	\$60,000	\$228,000

OATS, Inc.		Funding		Fiscal Year				
				2013	2014	2015	2016	TOTALS
Project	Intelligent Transportation System (ITS)	ENG	Federal					
State #			State					
TIP #	2010-19		Local					
Description:	Purchase of ITS system for entire OATS state office network		Other					
		ROW	Federal					
			State					
			Local					
Other								
Federal Source Agency	FTA	CON	Federal	\$4,800	\$168,000			\$172,800
Federal Funding Category	Pending (Sec. 5309)		State					
State Funding Category			Local					
Work or Fund Category	CON		Other	\$1,200	\$42,000			\$43,200
Total Project Cost	\$5,000,000							
Other Funding - OATS, Inc.			TOTAL	\$6,000	\$210,000	\$0	\$0	\$216,000

Transit Financial Summary						
Agencies	Source	2013	2014	2015	2016	TOTALS
City of Columbia - Transit; Burrell Behavior Health; OATS, Inc.; and SIL.	Federal	\$8,849,290	\$3,724,963	\$4,054,243	\$2,748,403	\$19,376,899
	State	\$15,000	\$15,000	\$15,000	\$15,000	\$60,000
	Local	\$3,260,346	\$1,911,922	\$2,227,908	\$1,842,641	\$9,242,817
	Other	\$114,300	\$224,600	\$36,850	\$140,600	\$516,350
Total		\$12,239,936	\$5,876,485	\$6,334,001	\$4,746,644	\$29,196,066

Note: Section 5309 funding availability is subject to Congressional action or selection as part of the FTA rating process

Note: Total Federal funding by category is as follows:

Section 5307 Operating	\$9,104,012
Section 5309 Capital	\$9,567,287
Section 5310	\$231,600
Section 5311	\$114,000
Section 5316 JARC	\$360,000
Total	\$19,376,899

Note: OATS projects marked "Pending" are listed above as Section 5309 for categorization purposes

Includes new projects 2013-12 through 2013-15

Total Financial Summary FY 2013-2016 TIP Programmed Projects	Federal \$	Local \$	Total \$
--	------------	----------	----------

Capital Projects			
------------------	--	--	--

MoDOT	\$6,652,000	\$36,378,000	\$43,030,000
MoDOT Scoping	\$0	\$54,000	\$54,000
Boone Co	\$204,255	\$5,215,745	\$5,420,000
Columbia Streets	\$1,483,130	\$5,028,518	\$6,511,648
Columbia Sidewalks	\$0	\$904,513	\$904,513
Get About (Non-Motorized)	\$16,530,000	\$0	\$16,530,000
Rail-Highway	\$0	\$0	\$0
STP Enhancements	\$0	\$0	\$0
Transit	\$19,376,899	\$9,819,167	\$29,196,066

Total Capital Projects	\$44,246,284	\$57,399,943	\$101,646,227
------------------------	--------------	--------------	---------------

Total Maintenance	\$0	\$52,514,730	\$52,514,730
-------------------	-----	--------------	--------------

Total Programmed	\$44,246,284	\$109,914,673	\$154,160,957
------------------	--------------	---------------	---------------

Total Revenue	\$45,333,542	\$150,455,413	\$195,788,955
---------------	--------------	---------------	---------------

Funds Remaining	\$1,087,258	\$40,540,740	\$41,627,998
-----------------	-------------	--------------	--------------

\*Note: the remaining local funds will be used for a variety of other transportation related responsibilities which the City and County must meet. In the City's case, this includes airport operations, street lights, and other expense categories, as well as maintaining reserve funds. Future revenues received will be programmed for future transportation projects as prioritized by the local jurisdictions in the CATSO Metro Area, as well as for additional maintenance as may be required.

FINANCIAL PLAN/SUMMARY MoDOT

Funding Source	2013			2014			2015			2016			TOTAL	
	Federal \$	Other \$	Total \$	Federal \$	Other \$	Total \$	Federal \$	Other \$	Total \$	Federal \$	Other \$	Total \$	Federal \$	Other \$
MoDOT ANTICIPATED Construction & PROGRAMMED Payment Projects	\$658,000	\$16,489,000	\$17,147,000	\$669,000	\$18,556,000	\$19,225,000	\$5,325,000	\$1,333,000	\$6,658,000	\$0	\$0	\$0	\$6,652,000	\$36,378,000
	\$658,000	\$16,489,000	\$17,147,000	\$669,000	\$18,556,000	\$19,225,000	\$5,325,000	\$1,333,000	\$6,658,000	\$0	\$0	\$0	\$6,652,000	\$36,378,000
MoDOT ANTICIPATED Scoping PROGRAMMED	\$0	\$50,000	\$50,000	\$0	\$0	\$0	\$0	\$0	\$0	\$4,000	\$4,000	\$4,000	\$0	\$54,000
	\$0	\$50,000	\$50,000	\$0	\$0	\$0	\$0	\$0	\$0	\$4,000	\$4,000	\$4,000	\$0	\$54,000
TOTALS ALL	\$658,000	\$16,539,000	\$17,197,000	\$669,000	\$18,556,000	\$19,225,000	\$5,325,000	\$1,333,000	\$6,658,000	\$4,000	\$4,000	\$4,000	\$6,652,000	\$36,432,000
	\$658,000	\$16,539,000	\$17,197,000	\$669,000	\$18,556,000	\$19,225,000	\$5,325,000	\$1,333,000	\$6,658,000	\$4,000	\$4,000	\$4,000	\$6,652,000	\$36,432,000

COLUMBIA AREA, 2012

Project Selection Process:

Note 1: Federal funding is from Federal Highway Administration (FHWA).

Note 2: Other \$ funding is from MoDOT and local sources.

# FINANCIAL PLAN/SUMMARY Boone County Streets

Funding Source	2013		2014		2015		2016		TOTAL	
	Federal \$	Other \$	Federal \$	Other \$	Federal \$	Other \$	Federal \$	Other \$	Federal \$	Other \$
Boone County FHWA Innovative Bridge R & D	\$204,255	\$65,745	\$270,000	\$0	\$0	\$0	\$0	\$0	\$204,255	\$65,745
	\$204,255	\$65,745	\$270,000	\$0	\$0	\$0	\$0	\$0	\$204,255	\$65,745
Boone County	\$0	\$1,650,000	\$1,650,000	\$0	\$0	\$0	\$0	\$3,400,000	\$0	\$5,150,000
	\$0	\$1,650,000	\$1,650,000	\$0	\$0	\$0	\$0	\$3,400,000	\$0	\$5,150,000
TOTALS	\$204,255	\$1,715,745	\$1,920,000	\$0	\$0	\$0	\$0	\$3,400,000	\$204,255	\$5,215,745
ALL	\$204,255	\$1,715,745	\$1,920,000	\$0	\$0	\$0	\$0	\$3,400,000	\$204,255	\$5,215,745

COLUMBIA AREA, 2012

Project Selection Process:  
County project selection is done by Boone County Public Works and the Boone County Commission.

Note 1: As federal funding for county projects is not consistent, no assumptions are made for federal fund availability.

Note 2: Application for federal FHWA Innovative Bridge R & D funds has now been approved, so project is being programmed.

## FINANCIAL PLAN/SUMMARY

## Columbia Streets

Funding Source	2013			2014			2015			2016			TOTAL		
	Federal\$	Other\$	Total\$	Federal\$	Other\$	Total\$	Federal\$	Other\$	Total\$	Federal\$	Other\$	Total\$	Federal\$	Other\$	Totals
City of Columbia															
City of Columbia FHWA_STP															
Sub-allocated															
City of Columbia FHWA_BRM															
TOTALS ALL															

## COLUMBIA AREA, 2012

*Project Selection Process:*

City project selection is done by the City of Columbia Public Works Department and the City Council.

Note 1: Federal funding is from Federal Highway Administration (FHWA).

Note 1: Federal funding is from Federal Highway Administration (FHWA).

Note 2: FHWA STP Sub-allocated funding balance, plus any further funding that might occur in out years, does not yet have identified projects for programming.

# FINANCIAL PLAN/SUMMARY Columbia Sidewalks

Funding Source	2013			2014			2015			2016			TOTAL		
	Federal \$	Other \$	Total \$	Federal \$	Other \$	Total \$	Federal \$	Other \$	Total \$	Federal \$	Other \$	Total \$	Federal \$	Other \$	Total \$
City of ANTICIPATED Columbia PROGRAMMED	\$0	\$624,513	\$624,513	\$0	\$0	\$0	\$0	\$40,000	\$40,000	\$0	\$240,000	\$240,000	\$0	\$904,513	\$904,513
	\$0	\$624,513	\$624,513	\$0	\$0	\$0	\$0	\$40,000	\$40,000	\$0	\$240,000	\$240,000	\$0	\$904,513	\$904,513
TOTALS ANTICIPATED	\$0	\$624,513	\$624,513	\$0	\$0	\$0	\$0	\$40,000	\$40,000	\$0	\$240,000	\$240,000	\$0	\$904,513	\$904,513
ALL PROGRAMMED	\$0	\$624,513	\$624,513	\$0	\$0	\$0	\$0	\$40,000	\$40,000	\$0	\$240,000	\$240,000	\$0	\$904,513	\$904,513

COLUMBIA AREA, 2012

Project Selection Process:

City project selection is done by City of Columbia Public Works, Parks & Recreation Department, and the City Council.

**FINANCIAL PLAN/SUMMARY**      **City of Columbia GetAbout Columbia**  
**(Non-Motorized Program)**

Funding Source	2012		2013		2014		2015		TOTAL	
	Federal \$	Other \$	Federal \$	Other \$	Federal \$	Other \$	Federal \$	Other \$	Federal \$	Other \$
City of Columbia	\$7,740,000	\$0	\$7,740,000	\$5,390,000	\$2,550,000	\$0	\$850,000	\$0	\$16,530,000	\$0
ANTICIPATED	\$7,740,000	\$0	\$7,740,000	\$5,390,000	\$2,550,000	\$0	\$850,000	\$0	\$16,530,000	\$0
PROGRAMMED										
TOTALS	\$7,740,000	\$0	\$7,740,000	\$5,390,000	\$2,550,000	\$0	\$850,000	\$0	\$16,530,000	\$0
ALL	\$7,740,000	\$0	\$7,740,000	\$5,390,000	\$2,550,000	\$0	\$850,000	\$0	\$16,530,000	\$0
PROGRAMMED										

COLUMBIA AREA, 2012

Project Selection Process: City project selection is done by City of Columbia Public Works and the City Council.

Note: Federal funding is from Federal Highway Administration (FHWA) Non-Motorized Pilot Program from SAFETEA-LU Act of 2005.



**FINANCIAL PLAN/SUMMARY**      **Rail-Highway**

Funding Source	2013			2014			2015			2016			TOTAL		
	Federal \$	Other \$	Total \$	Federal \$	Other \$	Total \$	Federal \$	Other \$	Total \$	Federal \$	Other \$	Total \$	Federal \$	Other \$	Total \$
City of Columbia	\$0	\$0	\$0	\$0	\$0	\$0	\$0	\$0	\$0	\$0	\$0	\$0	\$0	\$0	\$0
ANTICIPATED PROGRAMMED	\$0	\$0	\$0	\$0	\$0	\$0	\$0	\$0	\$0	\$0	\$0	\$0	\$0	\$0	\$0
ANTICIPATED PROGRAMMED	\$0	\$0	\$0	\$0	\$0	\$0	\$0	\$0	\$0	\$0	\$0	\$0	\$0	\$0	\$0
TOTALS ALL	\$0	\$0	\$0	\$0	\$0	\$0	\$0	\$0	\$0	\$0	\$0	\$0	\$0	\$0	\$0

COLUMBIA AREA, 2012

*Project Selection Process:*

City project selection is done by City of Columbia Water & Light Department, and the City Council.

Note: There are no Rail-Highway projects for FY 2013

FINANCIAL PLAN/SUMMARY STP Enhancement

Funding Source	2013			2014			2015			2016			TOTAL		
	Federal \$	Other \$	Total \$	Federal \$	Other \$	Total \$	Federal \$	Other \$	Total \$	Federal \$	Other \$	Total \$	Federal \$	Other \$	Total \$
City of COLUMBIA ANTICIPATED PROGRAMMED	\$0	\$0	\$0	\$0	\$0	\$0	\$0	\$0	\$0	\$0	\$0	\$0	\$0	\$0	\$0
MoDOT ANTICIPATED PROGRAMMED	\$0	\$0	\$0	\$0	\$0	\$0	\$0	\$0	\$0	\$0	\$0	\$0	\$0	\$0	\$0
TOTALS ALL	\$0	\$0	\$0	\$0	\$0	\$0	\$0	\$0	\$0	\$0	\$0	\$0	\$0	\$0	\$0

COLUMBIA AREA, 2012

Project Selection Process:

MoDOT project selection is done by the Missouri Highways and Transportation Commission and MoDOT Central District.

Note: There are no Enhancement projects for FY 2013

## FINANCIAL PLAN/SUMMARY

## Transit

Funding Source	2013		2014		2015		2016		TOTAL	
	Federal \$	Other \$	Federal \$	Other \$	Federal \$	Other \$	Federal \$	Other \$	Federal \$	Other \$
Services for Independent Living (Section 5310 funds)	\$122,000	\$30,500	\$122,000	\$30,500	\$122,000	\$30,500	\$122,000	\$30,500	\$122,000	\$30,500
Burrell Behavioral Health (Section 5310 funds)	\$42,400	\$10,600	\$42,400	\$10,600	\$42,400	\$10,600	\$42,400	\$10,600	\$42,400	\$10,600
OATS, Inc. Pending (Sec.5309)	\$4,800	\$1,200	\$4,800	\$1,200	\$4,800	\$1,200	\$4,800	\$1,200	\$4,800	\$1,200
OATS, Inc. (Section 5311 funds)	\$27,000	\$27,000	\$27,000	\$27,000	\$27,000	\$27,000	\$27,000	\$27,000	\$27,000	\$27,000
OATS, Inc. (Section 5316 funds)	\$180,000	\$45,000	\$180,000	\$45,000	\$180,000	\$45,000	\$180,000	\$45,000	\$180,000	\$45,000
City of Columbia (Columbia Transit System) (Section 5307 funds)	\$2,276,003	\$1,726,075	\$2,276,003	\$1,726,075	\$2,276,003	\$1,726,075	\$2,276,003	\$1,726,075	\$2,276,003	\$1,726,075
City of Columbia (Columbia Transit System) (Section 5309 funds)	\$6,197,087	\$1,549,271	\$6,197,087	\$1,549,271	\$6,197,087	\$1,549,271	\$6,197,087	\$1,549,271	\$6,197,087	\$1,549,271
<b>TOTALS</b>	\$8,849,290	\$3,389,646	\$8,849,290	\$3,389,646	\$8,849,290	\$3,389,646	\$8,849,290	\$3,389,646	\$8,849,290	\$3,389,646
<b>ALL</b>	\$8,849,290	\$3,389,646	\$8,849,290	\$3,389,646	\$8,849,290	\$3,389,646	\$8,849,290	\$3,389,646	\$8,849,290	\$3,389,646

COLUMBIA AREA, 2012

Project Selection Process:

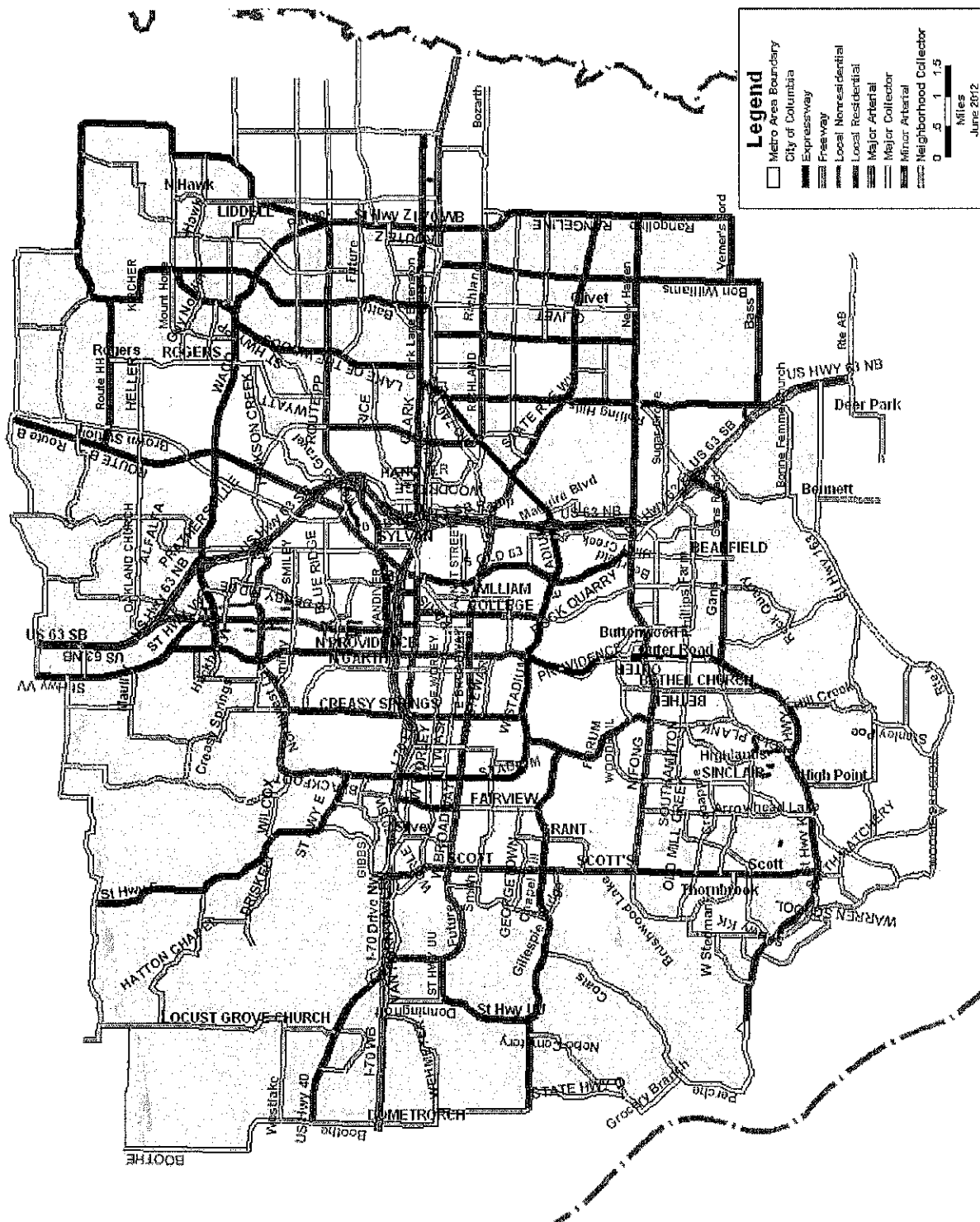
City project selection is done by the City of Columbia Public Works Department and the City Council.

Note 1: Federal funding is from Federal Transit Administration (FTA).

Note 2: Operating assistance funding for the Columbia Transit System includes a total of \$60,000 from MoDOT sources in addition to federal &amp; local sources.

# Appendices

## FY 2013 – 2016 CATSO Transportation Improvement Program



(TEN PAGE LONG BLANK)

## APPENDIX B

### *EXPLANATION OF ABBREVIATIONS & ACRONYMS USED IN THIS DOCUMENT*

CATSO	Columbia Area Transportation Study Organization
CDBG	Community Development Block Grant
CO RD TAX REB	Boone County Road Tax Rebate
ENT REV	Enterprise Revenue
FAA	Federal Aviation Administration
FHWA	Federal Highway Administration
FHWA_BRM	On-System Bridge Replacement and Rehabilitation
FHWA_NHS	FHWA National Highway System
FHWA_NONM	FHWA Non-Motorized Pilot Program (Get About Columbia)
FHWA_STP	FHWA Surface Transportation Program
FHWA_STP ENH	FHWA Surface Transportation Enhancement Funds
FHWA_SRTS	FHWA Safe Routes to School
FTA	Federal Transit Administration
FY	Fiscal Year
GF/PI	General Fund – Public Improvement
HBRR	Highway Bridge Replacement & Rehabilitation Program
IBRC	Innovative Bridge Research and Construction Program
IM	Interstate maintenance Program
MoDOT	Missouri Department of Transportation
MOU	Memorandum of Understanding
MPO	Metropolitan Planning Organization
MU	University of Missouri
NHS	National Highway System
OATS	Organized Alternative Transit System, Inc.
PYA	Prior Year Appropriation
ROW	Right-of-Way
SAFETEA-LU	Safe, Accountable, Flexible, Efficient Transportation Equity Act: A Legacy for Users
STIP	State Transportation Improvement Program
TEA-21	Transportation Equity Act for the 21 <sup>st</sup> Century

TIP

Transportation Improvement Program



## APPENDIX C

### Funding Sources and Descriptions

#### *Federal*

The Federal government allocates highway Trust funds collected from gasoline and other federal transportation related taxes to major Transportation Programs administered by the Federal Highway Administration and the Federal Transit Administration. The following is a list of some of the federal transportation programs in which funding is available.

#### **Major Federal-Aid Highway Programs Under SAFETEA-LU**

- **Surface Transportation (STP)** – Broad range of surface transportation capital needs, including many roads, transit, sea, and airport access, vanpool, bike and pedestrian facilities. Replaced the old Federal Aid Urban Program. Federal share of funded projects – 80%.
- **National Highway System (NHS)** – Interstate routes, major urban and rural arterials, connectors to major intermodal facilities, national defense network. Fifty percent of NHS funds can be freely flexed to STP; 100% with USDOT approval. Federal share of funded projects – 80%.
- **Interstate Maintenance (IM)** – Resurfacing, restoring, and rehabilitating routes on the interstate highway system, but no new capacity except HOV or auxiliary lanes in nonattainment areas. Federal share of funded projects – 90% (80% for added capacity in attainment areas.)
- **Bridge Replacement and Rehabilitation** – Replacement and rehabilitation of any public bridge. Federal share of funded projects – 80%.
- **STP Enhancement Funds** – A range of projects including pedestrian and bicycle facilities, renovation of historic buildings, and streetscape enhancements. Enhancement program portion of STP program set aside for such projects as sidewalks and bicycle trails. Federal share of funded projects – 80%.
- **Consolidated Planning Grant (CPG) Funds** – All planning activities are eligible (e.g. modeling, air quality analysis, public outreach, environmental analysis). Includes money from both FHWA and FTA. Federal participation is 80% unless the Secretary determines that changing this contribution level is warranted.
- **Non-motorized Funds** – Funds disbursed to the City of Columbia as part of the Non-Motorized Pilot Program authorized by the SAFETEA-LU legislation of 2005 – total of twenty-two (22) million is available to improve the pedestrian and bicycle transportation system. Federal share of funded projects – 100%.
- **Safe Routes to School (SRTS) Funds** – these funds may be used for biking and walking facilities for children in grades K-8, both for infrastructure and non-infrastructure projects. Federal share of funded projects – 100%.

## APPENDIX C

### Funding Sources and Descriptions (continued)

#### *City of Columbia*

**Capital Improvements Sales Tax** - Funds generated from the 1/4 Cent Capital Improvement Sales tax issue voted on in 2005.

**CAP-FB Capital Projects Fund Balance** - Monies made available through the closeout of old projects.

**CDBG Community Development Block Grant** - Federal Entitlement Grant Program (annual) administered by U.S. Department of Housing and Urban Development, 100% grant requires no matching local funds.

**Co rd tax reb County Rebate Funds** - Funds received by Columbia from Boone County for maintenance/improvement to roads under City jurisdiction after annexations.

**County Reimbursement** Reimbursement from the county for work performed by the city on joint projects.

**Development fee** - A fee assessed at the time a building permit is issued for new construction, at a rate of \$0.25 per square foot of total floor area. Revenue gained from this is used for construction of collector and arterial streets.

**FAA Gr Federal Aviation Administration (U.S.) Grant** - Competitive federal grant funds for local matching funds.

**FTA Federal Transit Administration Capital Grant** - Grant for transit related capital projects. 80% Federal; 20% Local funding.

**Gen Fd/PI General Fund/Public Improvement** - Local funds generated through the sales tax.

**Non - Motorized Grant** - (4) year federal grant received to be used for non-motorized transportation projects (Sidewalks, trails, bicycle paths etc.).

**Park Sales Tax** Funds generated from the 2005 Local Parks Tax issue for the amount of one-quarter for five years and one-eighth thereafter.

**STP Federal Highway Administration Surface Transportation Program** – Replaces the old Federal Aid Urban Program - 20% local match.

**STP Enh Federal Highway Administration Surface Transportation Enhancement Program** – The program portion of STP program set aside for transportation enhancement projects. 80% federal; 20% local funding.

## APPENDIX C

### Funding Sources and Descriptions (continued)

**Tax Bill** Tax Bills - Charges, on a per lineal foot basis, assessed to property owners abutting new roads, or roads undergoing major improvements, for the improvements to their property. Charges based on benefit to property as determined by City Council.

**Transp S Tax** Transportation Sales Tax - 1/2 cent sales tax authorized by the voters for transportation purposes.

**Unfunded** - Projects beyond current FY which lack a definite funding commitment.

## APPENDIX D

### *Public Participation*

The Draft FY 2013-2016 TIP was considered for formal adoption and approved at the August 23, 2012 CATSO Coordinating Committee meeting. A display advertisement notifying the public of this meeting was placed in the local newspaper. In addition, the agenda and meeting notice was placed on the City's website. The ad gave emphasis to the public hearing aspect of the meeting, including the consideration of the draft FY 2013-2016 TIP.

The CATSO Public Participation Plan, adopted by the CATSO Coordinating Committee on December 1, 2011, may be found at the Daniel Boone Regional Library, 100 West Broadway, Columbia, MO; City of Columbia Community Development Department, 701 East Broadway, Columbia, MO and at the City of Columbia's website:

[http://www.gocolumbiamo.com/Planning/Commissions/CATSO/documents/ApprovedCATSOP\\_PP12-1-11.pdf](http://www.gocolumbiamo.com/Planning/Commissions/CATSO/documents/ApprovedCATSOP_PP12-1-11.pdf)

## **APPENDIX E**

### **BYLAWS COLUMBIA AREA TRANSPORTATION STUDY ORGANIZATION**

These bylaws describe the form, function and rules of procedure for the Columbia Area Transportation Study Organization (CATSO), the designated Metropolitan Planning Organization (MPO) for the Columbia, Missouri metropolitan area. It is the role and purpose of CATSO to provide transportation policy and oversee the federal transportation planning process for the Columbia region.

#### **Article 1 - Introduction**

The Columbia Metropolitan Planning Organization shall be hereafter referred to as the Columbia Area Transportation Study Organization or CATSO. CATSO is comprised of two permanent committees: the Coordinating Committee and Technical Committee. These two committees have separate responsibilities for the policy making and technical work of the organization.

#### **Article 2 – Committee Overview**

- A. The major committee of CATSO is the Coordinating Committee. The Coordinating Committee is the policy making governing body and provides a forum for cooperative decision-making for the transportation planning process. The primary function of the Coordinating Committee is to provide guidance, establish policy, and coordinate the planning of the transportation systems in the organization.
- B. The Coordinating Committee will appoint ad hoc committees or study groups as necessary. Such ad hoc committees shall have a specific charge and operate for a defined period stated in the motion(s) creating them.
- C. The Technical Committee is a working committee under the direction of the Coordinating Committee composed of persons concerned with the planning, design and operation of the transportation system. This committee is appointed by the Coordinating Committee and advises the Coordinating Committee on technical matters and standards, techniques and procedures, and ideas/concepts concerning solutions to the technical problems of the transportation system.
- D. CATSO staff support is provided by the City of Columbia Department of Planning & Development. The Memorandum of Understanding (MOU) outlines the roles and responsibilities of CATSO staff.

### **Article 3 – Officers**

The officers of the organization shall consist of a Chair and Vice-Chair of each committee, who shall be elected every two years by the membership of the respective committees. Elections shall take place on the first meeting of the calendar year.

### **Article 4 – Coordinating Committee**

#### **Section 1: Responsibilities**

The Coordinating Committee is composed of elected and appointed officials of local governmental jurisdictions and providers of transportation in the metropolitan area. This Board provides the forum for cooperative decision making and has the following responsibilities:

- A. Approve goals and objectives of the transportation planning process.
- B. Review and approve the Unified Planning Work Program (UPWP) and amendments.
- C. Review and adopt the Transportation Improvement Program (TIP), including project priorities, and approve requested amendments to the TIP.
- D. Review and approve the metropolitan transportation planning process self-certifications.
- E. Review and adopt the Long-Range Transportation Plan (LRTP) and revisions.
- F. Serve as liaison between governmental units within the study area to obtain cooperation in implementing various elements of the LRTP.
- G. Ensure citizen participation in the transportation planning process through the Public Participation Plan.
- H. Review and adopt the CATSO Public Participation Plan, CATSO Metro Planning area boundary changes, Coordinated Public Transit Human Services Transportation Plan, and other documents as required by federal regulations governing MPOs.
- I. Maintain compliance with all applicable state and federal laws and regulations.

#### **Section 2: Membership**

The voting membership of the Coordinating Committee shall include the following, or their designated representative:

- Mayor or designated City Council member of the City of Columbia
- City Manager, City of Columbia
- Director of Public Works, City of Columbia
- Director of Planning and Development, City of Columbia
- A member of the Boone County Commission
- Manager of Design and Construction, Boone County Public Works

- District Engineer, Missouri Department of Transportation
- Transportation Planning Director, Missouri Department of Transportation
- Multimodal Operations Director, Missouri Department of Transportation

The following, or their designated representative, may serve as ex-officio members of the Coordinating and Technical Committees:

- Missouri Division Administrator, Federal Highway Administration
- Region VII Administrator, Federal Transit Administration
- Central Region Administrator, Federal Aviation Administration

### **Section 3: Duties of the Chair**

- A. The Chair shall preside at all meetings of the Coordinating Committee.
- B. The Chair shall authenticate, by signature, all certifications adopted by the Coordinating Committee.
- C. The Chair shall represent the committee at hearings, conferences, and other events as required or designate another member of the Coordinating Committee.

### **Section 4: Duties of the Vice-Chair**

- A. In the absence of the Chair, the Vice-Chair shall preside over meetings and shall exercise all the duties of the Chair.
- B. Should the Chair be unavailable, the Vice-Chair shall represent the committee as required at hearings, conferences, and other events.

## **Article 5 – Technical Committee**

### **Section 1: Responsibilities**

The Technical Committee is a working committee composed of appointed officials and staff concerned with the planning, design, and operation of the transportation system in the metropolitan area. This committee serves as a sub-committee of the Coordinating Committee and has the following responsibilities:

- A. Advise the Coordinating Committee on technical matters related to the transportation system.
- B. Provide initial review and needed revisions to the Unified Planning Work Program (UPWP) and amendments, and make a recommendation on adoption to the Coordinating Committee.
- C. Provide initial review and necessary revisions to the Transportation Improvement Program (TIP), including suggesting project priorities, and requested amendments to the TIP, and provide a recommendation on action to the Coordinating Committee.
- D. Provide ongoing review and suggest changes and corrections during the Long-Range Transportation Plan (LRTP) preparation process, and during the formal revision process.

E. Undertake other tasks as assigned by the Coordinating Committee.

## **Section 2: Membership**

The voting membership of the Technical Committee shall include the following, or their designated representative:

- Director, Department of Planning and Development, City of Columbia
- Assistant Director, Department of Public Works, City of Columbia
- Senior Transportation Planner, Department of Planning and Development, City of Columbia
- Engineering Supervisor, Traffic, Department of Public Works, City of Columbia
- Transportation Manager, Department of Public Works, City of Columbia
- Director, Department of Planning, Boone County
- Manager of Design and Construction, Department of Public Works, Boone County
- District Five Area Engineer, Missouri Department of Transportation
- District Five Transportation Planning Manager, Missouri Department of Transportation
- A representative of Transportation Planning, Missouri Department of Transportation
- A representative of Multimodal Operations, Missouri Department of Transportation

The following, or their designated representative, may serve as ex-officio members of the Technical Committee:

- Chief of Police, City of Columbia
- Manager of Parking and Transportation Services, University of Missouri
- Sheriff, Boone County

Changes in membership to either committee may be done by the amendment of these bylaws by the Coordinating Committee.

## **Section 3: Duties of the Chair**

- A. The Chair shall preside at all meetings of the Technical Committee.
- B. The Chair shall present and coordinate all work assignments referred to the Committee by the Coordinating Committee.

## **Section 4: Duties of the Vice-Chair**

- A. In the absence of the Chair, the Vice-Chair shall preside over meetings and shall exercise all the duties of the Chair.
- B. Should the Chair be unavailable, the Vice-Chair shall present and coordinate all work assignments referred to the Committee by the Coordinating Committee.



## **Article 6 – Meetings**

- A. The Coordinating and Technical Committees shall meet quarterly for the purpose of reviewing and taking action on such items identified in Article 3, Section I or other matters deemed necessary. Meetings will be held following formal public notice citing the agenda of business to be covered, time and place of meeting.
- B. The meetings will be held in accordance with the Missouri Sunshine Law and the adopted CATSO Public Participation Plan.
- C. The Coordinating or Technical Committee Chairs may cancel a regularly scheduled meeting or call additional meetings if necessary due to special circumstances.
- D. In the absence of the Chair and Vice-Chair from a regular or special meeting of the Committees at which a quorum is present, the remaining members present shall elect a presiding officer who shall serve until the conclusion of that meeting or until the arrival of the Chair or Vice-Chair.
- E. Minutes of all meetings shall be kept and recorded by CATSO staff or their designee.

## **Article 7 – Finances**

Funds may be provided for consultant work through allocations from the participating jurisdictions. Staff time costs for those individuals involved in committee work shall be paid by their respective agencies, as will travel expenses and other operating costs.

## **Article 8 – Terms of Office**

Each member of the Coordinating Committee or Technical Committee holds their position by virtue of an appointment or election to that specific position from the agency he or she represents. A term of membership ends when he or she leaves that position with that agency.

## **Article 9 – Quorum and Voting**

### **Section 1: Quorum**

A majority of the voting members of the Coordinating Committee and the Technical Committee must be present for a quorum to exist. For the Coordinating Committee, five members constitute a quorum. For the Technical Committee, six members constitute a quorum. An affirmative vote of a majority of those members present shall be required to approve a motion.

### **Section 2: Voting**

Voting may occur by telephone poll or electronic mail rather than by formal meeting for minor changes such as amendments to the Transportation Improvement Program or the Unified Planning Work Program. The Coordinating Committee Chair may authorize electronic mail and

telephone voting on such other issues as deemed appropriate. Should time concerns require that an electronic mail or telephone vote be taken by the Coordinating Committee without prior review by the Technical Committee, the Technical Committee shall be copied on all correspondence notifying the Coordinating Committee of the vote. All votes shall be recorded and made available to the public.

#### **Article 10 – Parliamentary Procedure**

Roberts Rules of Order shall be the parliamentary authority for all activities of either committee and of any ad hoc committees established.

#### **Article 11 – Periodic Review of Bylaws**

These bylaws will be reviewed periodically to ensure that it articulates current roles and responsibilities of the planning partners. These bylaws will be assessed in the year following each federal planning process review of the region's MPO planning process to capture any changes in federal transportation authorizations, federal regulations and guidance, comments that were part of the planning process review, and changes within the partners of the planning process.

#### **Article 12 – Amendments to Bylaws**

These bylaws may be amended by a majority vote of the Coordinating Committee, but each change in the bylaws must be presented to the members for consideration at a regularly scheduled meeting of the committee. This will be followed by a vote on the change at the next scheduled meeting, which shall be at least two weeks after the first meeting at which the change was introduced.

#### **Article 13 – Adoption of Bylaws**

Adopted this \_\_\_\_ day of \_\_\_\_\_, 20\_\_.

\_\_\_\_\_  
CATSO Chair

ATTEST:

\_\_\_\_\_  
CATSO Director

*Bylaws Adopted: August 26, 2010*

# APPENDIX F

## **CATSO FY 2013-2016 Applicable MoDOT Payment and Construction Projects with Federal Category of Advance Construction & Planned Conversion**

<i>Programmed FY AC State</i>	<i>MoDOT or Other Route</i>	<i>CATSO TIP Project #</i>	<i>MoDOT Project #</i>	<i>Anticipated Federal Category</i>	<i>Planned Conversion</i>	<i>AC State</i>
2013	Bernadette Drive	2011-2	5S0842C	STP	FY 2014	\$4,160,000
2013	I-70	2011-4	5I2192	I/M	FY 2014	\$1,271,000
2013	MO 740	2011-5	5S0842	NHS	FY 2014	\$4,401,000
2013-2014	Route 763	2012-2	5S2232	STP	FY 2015	\$379,600
2013-2014	MO 163	2013-1	5S3011	STP	FY 2015	\$818,000
2013-2014	Route 63	2013-2	5P3008	NHS	FY 2015	9,219,000
2014	MO 740	2012-1	5S2230	NHS	FY 2015	\$903,600
2014	I-70	2010-22	5I2176	I/M	FY 2015	\$2,872,000
2014	MO 740	2011-6	5S0842B	NHS	FY 2014	\$3,219,000
2014	Business Loop 70	2012-3	5S2231	STP	FY 2015	\$988,000

**Columbia Area Transportation  
Study Organization  
METROPOLITAN TRANSPORTATION PLANNING PROCESS  
CERTIFICATION**

In accordance with 23 CFR 450.334, the Columbia Area Transportation Study Organization which is the Metropolitan Planning Organization for the Columbia, Missouri Urbanized Area, the Missouri Department of Transportation hereby certifies that the transportation planning process is addressing major issues in the metropolitan planning area and is being conducted in accordance with all applicable requirements of:

- I. 23 U.S.C. 134, 49 U.S.C. 5303, and this subpart;
- II. In non-attainment and maintenance areas, sections 174 and 176 (c) and (d) of the Clean Air Act, as amended (42 U.S.C. 7504, 7506 (c) and (d)) and 40 CFR part 93;
- III. Title VI of the Civil Rights Act of 1964, as amended (42 U.S.C. 2000d-1) and 49 CFR part 21;
- IV. 49 U.S.C. 5332, prohibiting discrimination on the bases of race, color, creed, national origin, sex, or age in employment or business opportunity;
- V. Section 1101(b) of the SAFETEA-LU (Pub. L. 109-59) and 49 CFR part 26 regarding the involvement of disadvantaged business enterprises in USDOT funded projects;
- VI. 23 CFR part 230, regarding the implementation of an equal employment opportunity program on Federal and Federal-aid highway construction contracts;
- VII. The provisions of the Americans with Disabilities Act of 1990(42 U.S.C. 12101 et seq.) and 49 CFR parts 27, 37, and 38;
- VIII. The Older Americans Act, as amended (42 U.S.C. 6101), prohibiting discrimination on the basis of age in programs or activities receiving Federal financial-aid assistance;
- IX. Section 324 of title 23 U.S.C. regarding the prohibition of discrimination based on gender; and
- X. Section 504 of the Rehabilitation Act of 1973 (29 U.S.C. 794) and 49 CFR part 27 regarding discrimination against individuals with disabilities.


I further certify that I am aware of what this certification represents and have been briefed accordingly.

  
Signature

Mike Matthes  
Chair  
Columbia Area  
Transportation Study  
Organization

8-23-12

Date

  
Signature

David Silvester  
District Engineer  
Missouri Department of  
Transportation

8/29/12

Date