



2015

2015 Animal Control Annual Report

Columbia/Boone County Department of Public Health
and Human Services



Published May 2016

Animal Control by the Numbers

2015 CITY OF COLUMBIA YEAR END REPORT

Total Number of Calls*	2478
Complaints	1475
Dangerous and/or Aggressive Animals	51
Animal Bites	136
Wildlife	241
DOA Animals	260
Cruelty Investigations	315
Cats Impounded	29
Cats Claimed	1
Dogs Impounded	432
Dogs Claimed	230
Summons Issued	320
Revenue	\$11,863.00
Miles Patrolled	24,989
Microchips Implanted	83

*This number is all calls from the categories (complaints, dangerous and aggressive, bites, wildlife, DOA's, and cruelty investigations) added together. We returned 94 animals to owners in the field.

2015 BOONE COUNTY YEAR END REPORT

Total Number of Calls*	678
Complaints	396
Vicious Dog Complaints	32
Animal Bites	67
Wildlife	32
DOA Animals	43
Cruelty Investigations	108
Cats Impounded	11
Cats Claimed	3
Dogs Impounded	186
Dogs Claimed	87
Summons Issued	83
Revenue	\$5,510.00
Miles Patrolled	25,172
Microchips Implanted	5

*This number is all calls from the categories (complaints, vicious dogs, bites, wildlife, DOA's, and cruelty investigations) added together. We returned 14 animals to owners in the field. These numbers do not include Ashland or night call statistics, as the Animal Control contract with the City of Ashland ended prior to the completion of the reporting period.

Animal Control by the Numbers

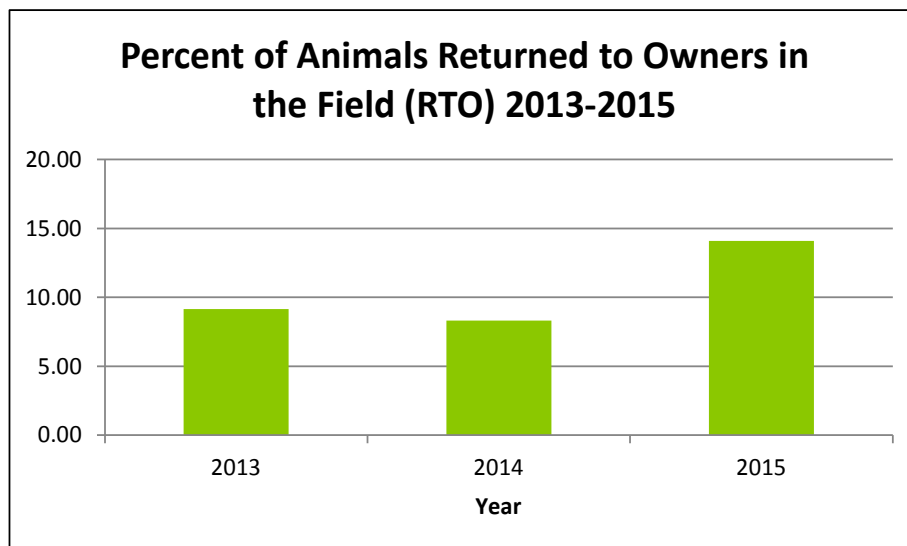
2015 YEAR END NIGHT CALL REPORT

Total Number of Calls	455
Calls inside city limits of Columbia	334
Calls inside the Boone County Urban Service Area	94
Calls in the Boone County non-service area	19
Calls Classified as other	5

Out of the 455 total calls received, Animal Control responded to 157 calls.

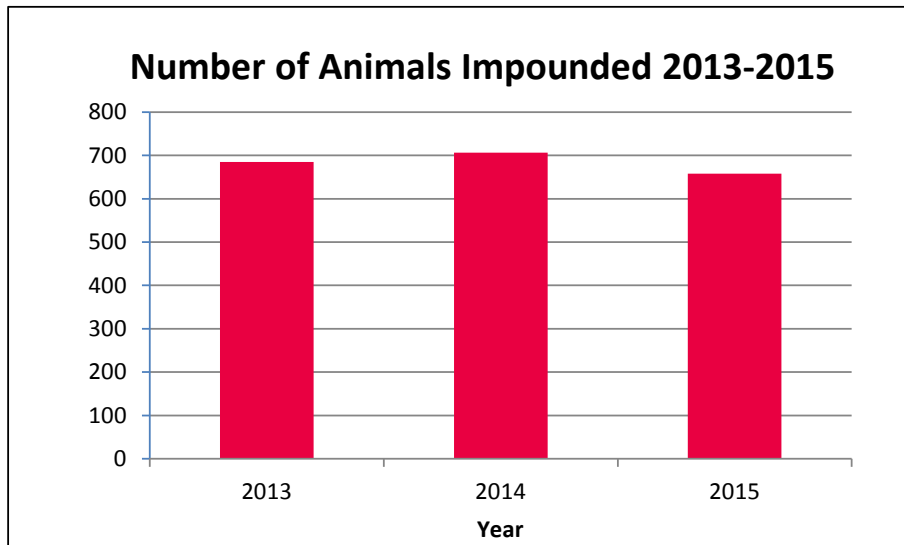
Calls inside city limits of Columbia	125
Calls inside the Boone County Urban Service Area	28
Calls in the Boone County non-service area	4

Animal Control Trends

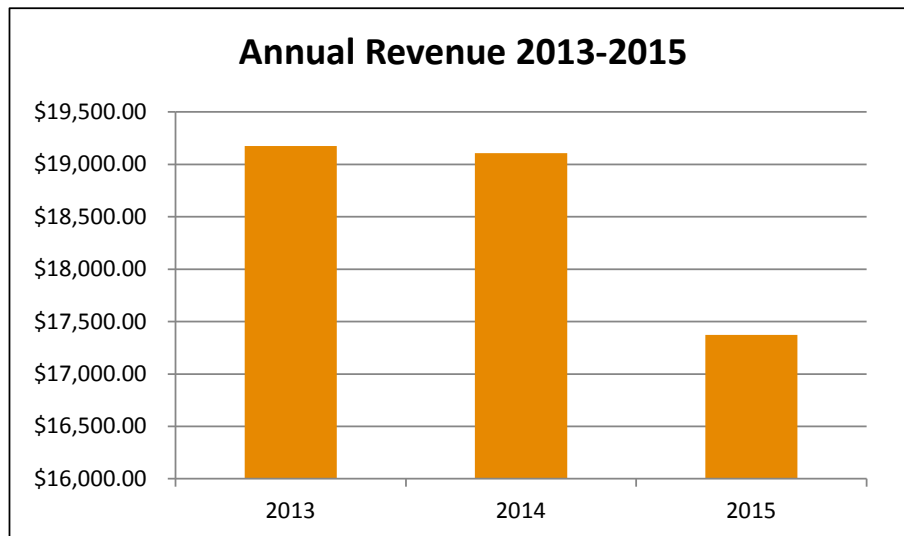


Over the past three years, the Animal Control unit has increased efforts to reunite animals with their owners in the field rather than taking them to be impounded. The data indicates an upward trend of the percentage of animals returned to owners in the field (RTO) from 2013 to 2015.

Animal Control Trends



The decrease of the number of animals impounded from 2013 to 2015 is a result of an increased effort to return animals to owners while in the field (RTO) rather than impounding the animals.



The decrease in annual revenue from 2013 to 2015 can be attributed to the reduction in impoundment fees collected as an increased effort to return animals to their owners in the field (RTO) has been implemented.