

### City of Columbia - General Fund Sales Tax Receipts

Actual Amounts Received by Month and Fiscal Year					
% of tax to Gen Fd -->	95.90%	95.90%	95.90%	98.00%	98.00%

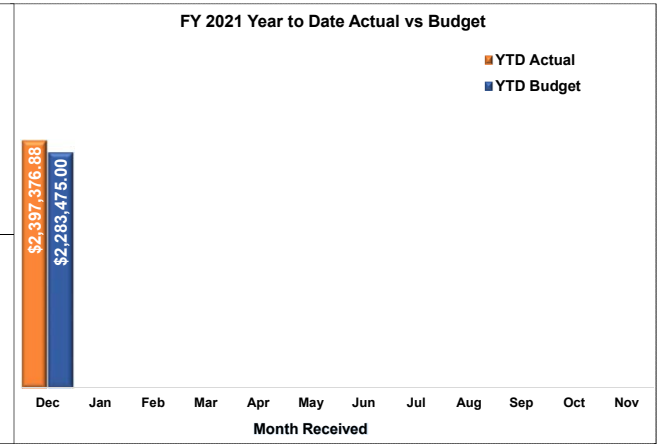
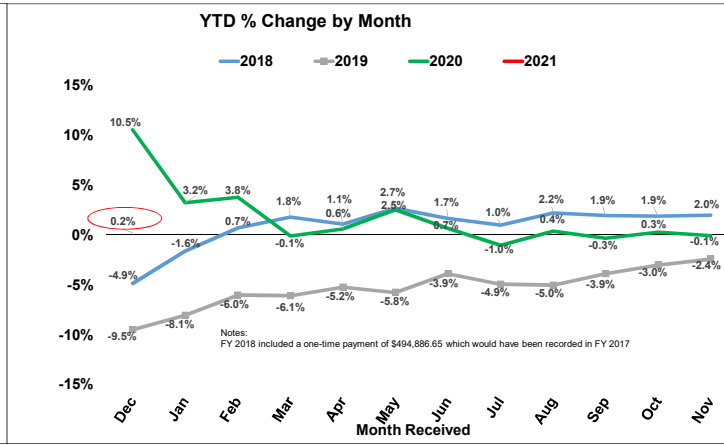
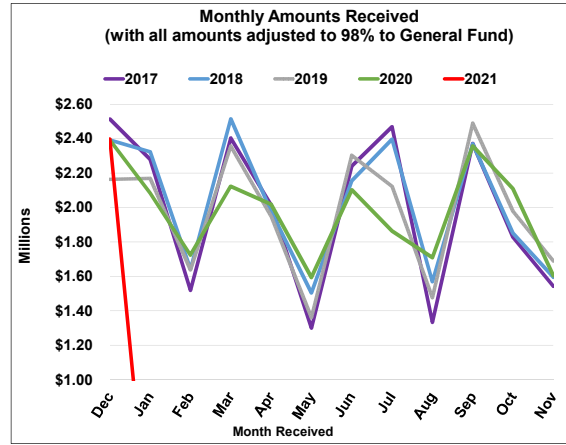
Change Based on Actual Amounts Received				
2021 Monthly Amounts vs 2020	YTD 2020	YTD 2021	YTD \$ Change	YTD % Change
\$4,670.13 ↑	\$2,392,706.75	\$2,397,376.88	\$4,670.13	0.20%

Change Based on All Years at 98% of the 1% Sales Tax to General Fund					
2021 Monthly Amounts vs 2020 Adj to 98% GF	YTD 2020	YTD 2021	YTD \$ Change	YTD % Change	2021 Monthly Amounts vs 4 Year Monthly Average Adj to 98% GF
\$4,670.13 ↑	\$2,392,706.75	\$2,397,376.88	\$4,670.13	0.20%	\$31,484.71 ↑

Reporting Month	Receipt Month	2017	2018	2019	2020	2021
Oct	Dec	\$2,460,127.18	\$2,340,743.31	\$2,118,472.96	\$2,392,706.75	\$2,397,376.88
Nov	Jan	\$2,230,437.26	\$2,273,333.08	\$2,124,032.52	\$2,083,412.61	
Dec & Qtrly	Feb	\$1,486,517.27	\$1,606,848.42	\$1,602,969.48	\$1,724,157.00	
Jan	Mar	\$2,351,506.11	\$2,460,796.11	\$2,306,887.09	\$2,123,676.32	
Feb	Apr	\$1,973,237.01	\$1,935,479.77	\$1,909,265.12	\$2,019,031.96	
March & Qtrly	May	\$1,272,991.24	\$1,472,715.75	\$1,332,206.24	\$1,594,885.94	
Apr	Jun	\$2,191,461.71	\$2,109,121.16	\$2,254,248.61	\$2,103,671.46	
May	Jul	\$2,415,657.87	\$2,344,143.02	\$2,077,144.39	\$1,862,430.25	
Jun & Qtrly	Aug	\$1,305,689.95	\$1,536,420.59	\$1,445,611.99	\$1,709,773.55	
Jul	Sep	\$2,321,465.01	\$2,318,898.81	\$2,436,024.19	\$2,357,638.56	
Aug	Oct	\$1,787,915.97	\$1,810,987.60	\$1,935,330.28	\$2,109,105.53	
Sep & Qtrly	Nov	\$1,510,438.73	\$1,562,317.13	\$1,653,856.77	\$1,604,914.95	
<b>Totals</b>		<b>\$23,307,445.31</b>	<b>\$23,771,804.75</b>	<b>\$23,196,049.64</b>	<b>\$23,685,404.88</b>	<b>\$2,397,376.88</b>
Amount Above/(Below) Prior Year			\$464,359.44	(\$575,755.11)	\$489,355.24	
Percent Above/(Below) Prior Year			1.99%	(2.42%)	2.11%	

Note: These totals do NOT include the Regency TIF EAT amounts

FY 2018 included a one-time payment of \$484,886.65. Without that one-time payment included, FY 2019 Actual was \$80,868.46 below Actual FY 2018 or 0.35% below FY 2018 Actual.



YTD \$ Above Budget      \$113,901.88