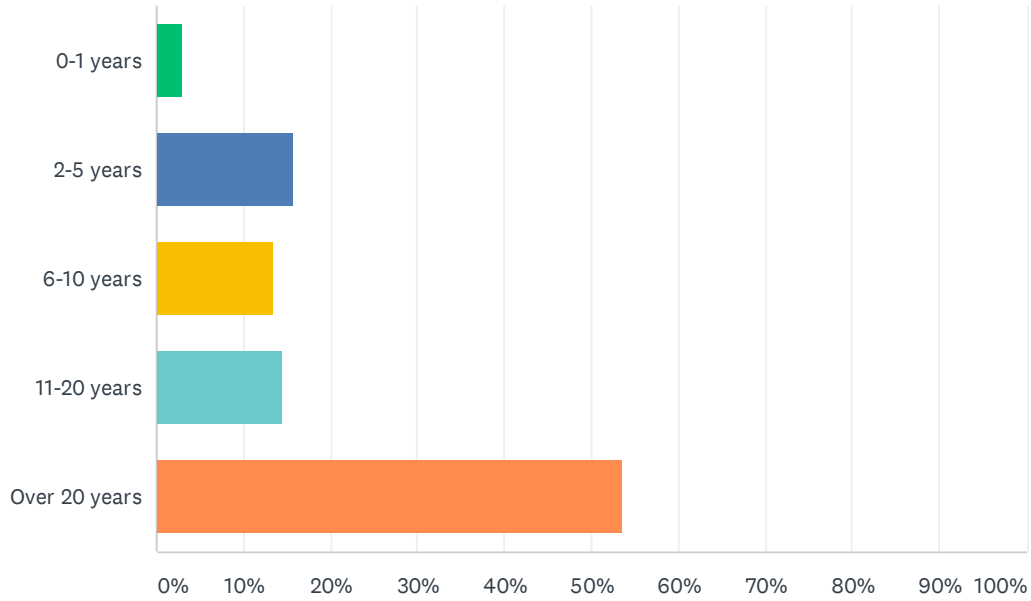


Q4 Years in Operation

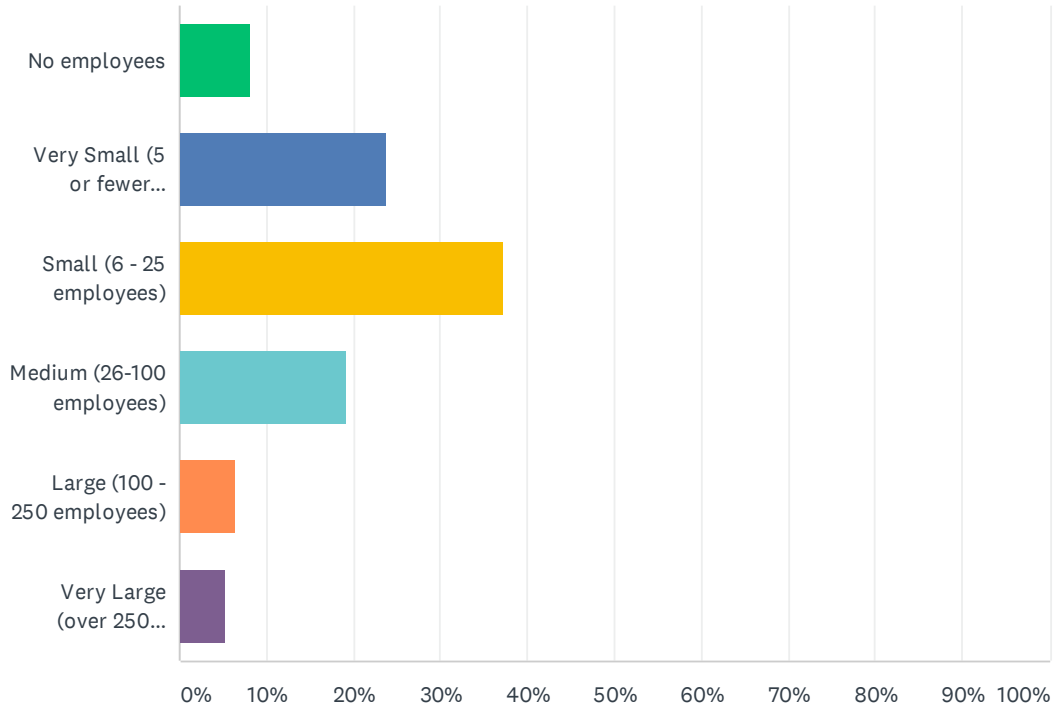
Answered: 172 Skipped: 4



ANSWER CHOICES	RESPONSES	
0-1 years	2.91%	5
2-5 years	15.70%	27
6-10 years	13.37%	23
11-20 years	14.53%	25
Over 20 years	53.49%	92
TOTAL		172

Q5 What is the size of your company?

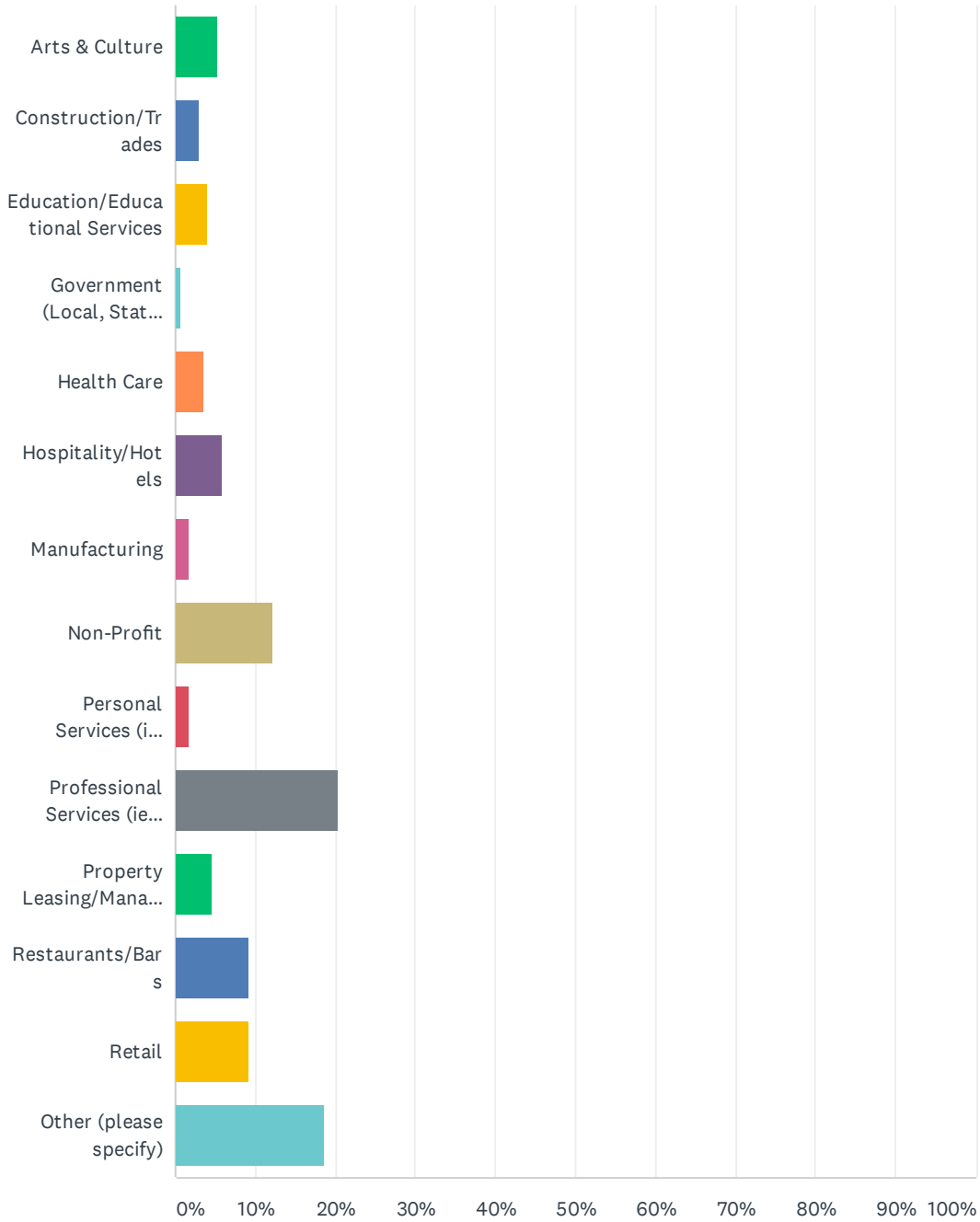
Answered: 172 Skipped: 4



ANSWER CHOICES	RESPONSES	
No employees	8.14%	14
Very Small (5 or fewer employees)	23.84%	41
Small (6 - 25 employees)	37.21%	64
Medium (26-100 employees)	19.19%	33
Large (100 - 250 employees)	6.40%	11
Very Large (over 250 employees)	5.23%	9
TOTAL		172

Q6 Which general category best describes your business?

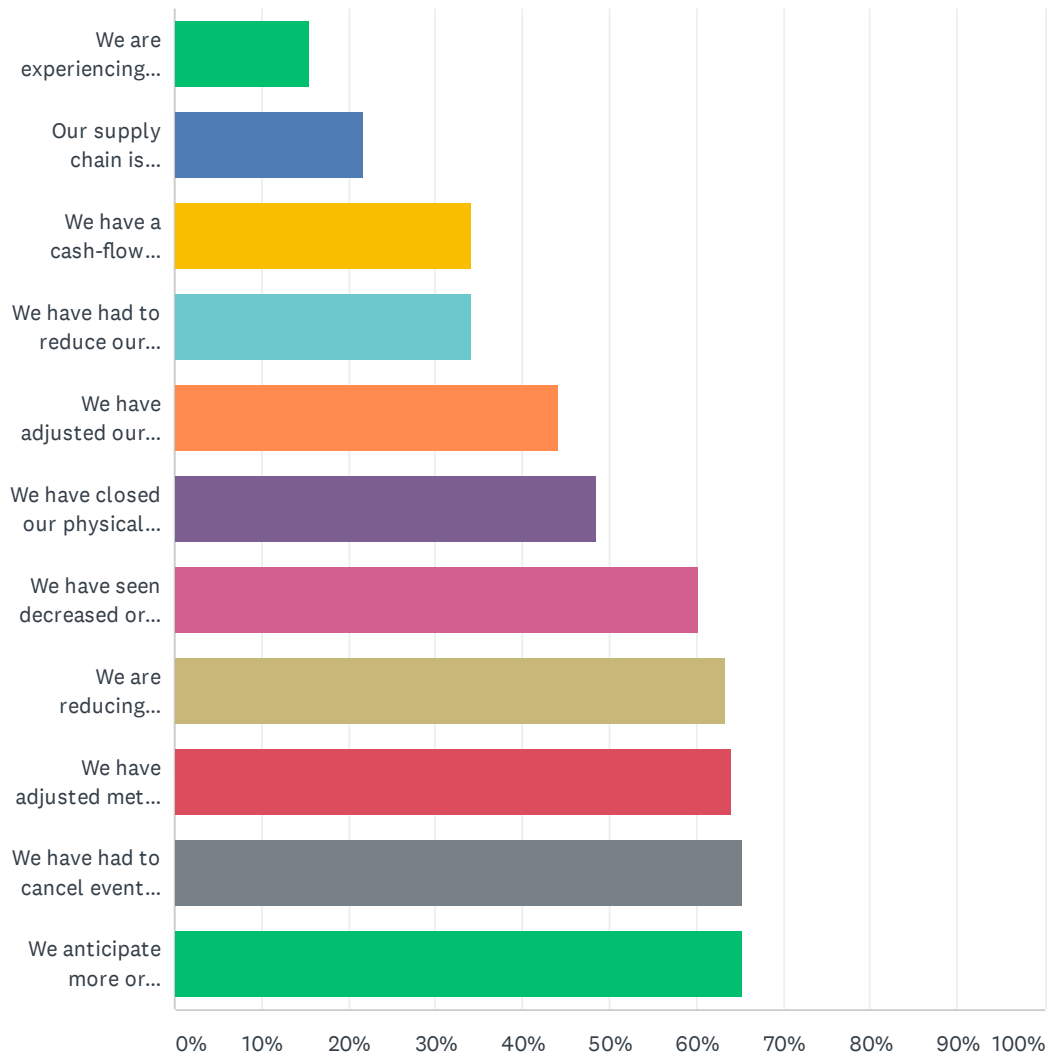
Answered: 172 Skipped: 4



ANSWER CHOICES	RESPONSES	
Arts & Culture	5.23%	9
Construction/Trades	2.91%	5
Education/Educational Services	4.07%	7
Government (Local, State, Federal)	0.58%	1
Health Care	3.49%	6
Hospitality/Hotels	5.81%	10
Manufacturing	1.74%	3
Non-Profit	12.21%	21
Personal Services (ie, gyms, hair salons, nail salons, etc.)	1.74%	3
Professional Services (ie, financial, accounting, legal, consulting, advertising agencies, graphic design, etc.)	20.35%	35
Property Leasing/Management	4.65%	8
Restaurants/Bars	9.30%	16
Retail	9.30%	16
Other (please specify)	18.60%	32
TOTAL		172

Q7 How are your business's operations being impacted by COVID-19? (check all that apply)

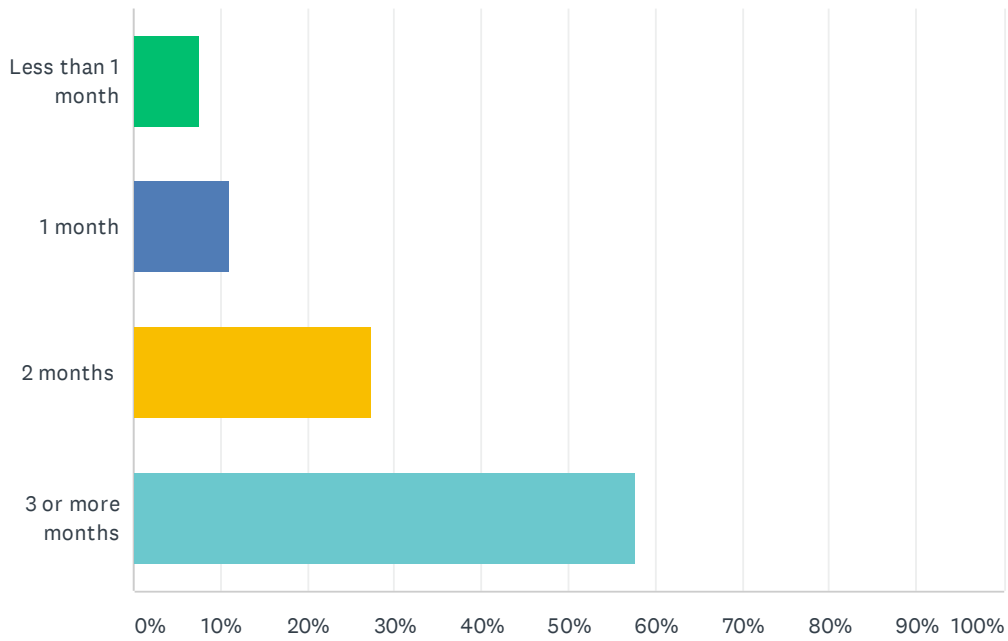
Answered: 161 Skipped: 15



ANSWER CHOICES	RESPONSES	
We are experiencing significant increases in consumer demand for certain items or services	15.53%	25
Our supply chain is disrupted	21.74%	35
We have a cash-flow shortage that could impact our ability to remain viable in the next several months	34.16%	55
We have had to reduce our workforce	34.16%	55
We have adjusted our hours of operation or schedules	44.10%	71
We have closed our physical place of business	48.45%	78
We have seen decreased or cancelled transactions, orders or donations	60.25%	97
We are reducing spending because of the uncertainty	63.35%	102
We have adjusted method of business/service delivery	63.98%	103
We have had to cancel events or activities	65.22%	105
We anticipate more or different impacts down the road	65.22%	105
Total Respondents: 161		

Q8 Under current conditions, how many months could your business/organization operate during the state of emergency?

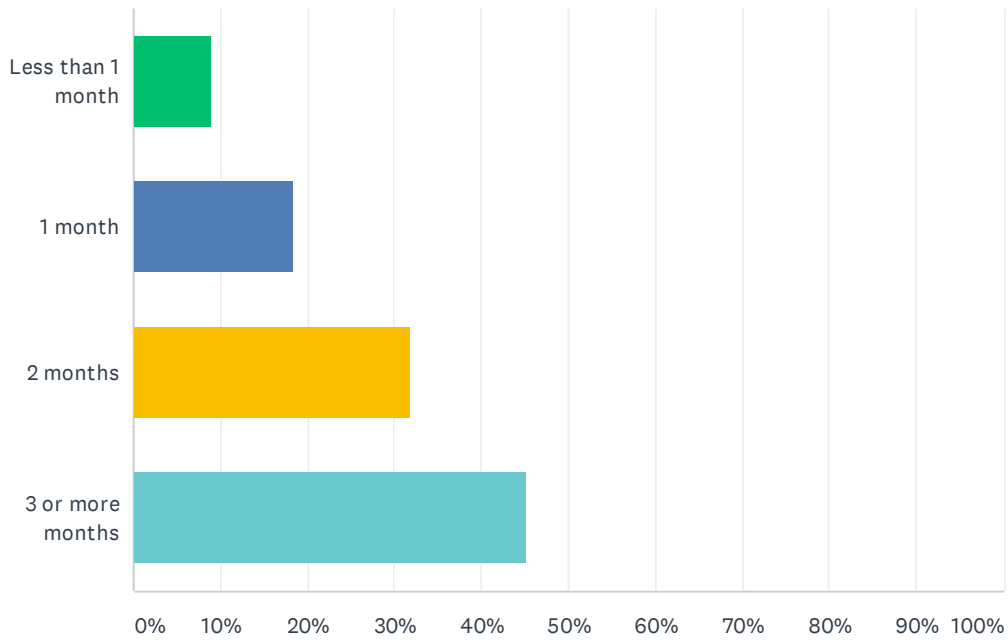
Answered: 161 Skipped: 15



ANSWER CHOICES	RESPONSES	
Less than 1 month	7.45%	12
1 month	11.18%	18
2 months	27.33%	44
3 or more months	57.76%	93
Total Respondents: 161		

Q9 How long could this crisis last and your business/organization still reopen or resume normal operations with minimal difficulties?

Answered: 157 Skipped: 19



ANSWER CHOICES	RESPONSES	
Less than 1 month	8.92%	14
1 month	18.47%	29
2 months	31.85%	50
3 or more months	45.22%	71
Total Respondents: 157		